



Deliverable D9.1

SoBigData e-Infrastructure Operation Report 1

DOCUMENT INFORMATION

PROJECT	
PROJECT ACRONYM	SoBigData-PlusPlus
PROJECT TITLE	SoBigData++: European Integrated Infrastructure for Social Mining and Big Data Analytics
STARTING DATE	01/01/2020 (60 months)
ENDING DATE	31/12/2024
PROJECT WEBSITE	http://www.sobigdata.eu
TOPIC	INFRAIA-01-2018-2019 Integrating Activities for Advanced Communities
GRANT AGREEMENT N.	871042

DELIVERABLE INFORMATION	
WORK PACKAGE	WP09 - E-Infrastructure and Supercomputing Network
WORK PACKAGE LEADER	CNR
WORK PACKAGE PARTICIPANTS	BSC, EGI, Nubisware, OpenAIRE, USFD, UNIPI, FRH, UT, LUH, AALTO, ETH Zürich, TUDelft
DELIVERABLE NUMBER	D9.1
DELIVERABLE TITLE	SoBigData e- Infrastructure Operation Report 1
AUTHOR(S)	Massimiliano Assante (CNR), Leonardo Candela (CNR), Roberto Cirillo (CNR), Andrea Dell'Amico (CNR), Luca Frosini (CNR), Lucio Lelii (CNR), Francesco Mangiacrapa (CNR), Pasquale Pagano (CNR), Giancarlo Panichi (CNR), Fabio Sinibaldi (CNR)
CONTRIBUTOR(S)	Marco Lettere (Nubisware), Mauro Mugnaini (Nubisware), Enol Fernandez (EGI), Andrea Manzi (EGI)
EDITOR(S)	Massimiliano Assante (CNR), Valerio Grossi (CNR), Roberto Trasarti (CNR)
REVIEWER(S)	Alessia Bardi (CNR), Rajesh Sharma (UT)
CONTRACTUAL DELIVERY DATE	30/06/2021
ACTUAL DELIVERY DATE	05/07/2021
VERSION	V1.2
TYPE	Report
DISSEMINATION LEVEL	Public

TOTAL N. PAGES

26

KEYWORDS

e-infra, virtual research environment, data analytics

EXECUTIVE SUMMARY

This deliverable describes the activities carried out during the first 18 months within Work Package 9 for the SoBigData e-Infrastructure operation activity since its deployment, including a detailed set of usage indicators (i.e. the number of users, accesses to resources, usage of resources from scientists, etc.). It also reports the deployment and procedures governing the operation of the Virtual Research Environments, the catalogue, and the ones for the services devoted to Data Analytics.

A total of *15 Virtual Research Environments (VREs)* have been created and are operational. In particular, the SoBigData gateway provide its users with: 6 Exploratories VREs paired with the use cases (Demography, Economy & Finance 2.0; Migration Studies; Societal Debates and Misinformation Analysis; Social Impacts of AI and Explainable Machine Learning; Sports Data Science; Sustainable Cities for Citizens); 2 Virtual Lab VREs - SoBigDataLab and OpenScienceGraphLab to exploit and experiment tools and solutions; 3 Applications VREs - TagME, SMAPH, M-Atlas; 2 Project Internal VREs - SoBigData.eu VRE for the communications and collaboration among project and initiative members and SBD-InfraCore VRE for supporting SoBigData-PlusPlus WP9; and 2 Literacy And Training VREs - the SoBigDataLiteracy, supporting Critical Data Literacy of task T.2.4, creating a curated collection of literature of interest for the SoBigData Community, and the e-Learning_Area VRE to host training materials developed within the SoBigData project.

As of June '21, the 15 existing VREs served more than 8,000 users by a total of more than 30,000 working sessions, with an average of 1500 working sessions per month with increasing trend. This required to deal with approximately 40 issue tracker tickets (14 requests for support, 6 requests for incidents and bugs, 9 requests for new features, and 9 requests for Virtual Machine or Container creations).

DISCLAIMER

SoBigData-PlusPlus (SoBigData++) (871042) is a Research and Innovation Action (RIA) funded by the European Commission under the Horizon 2020 research and innovation programme.

SoBigData++ strives to deliver a distributed, Pan-European, multi-disciplinary research infrastructure for big social data analytics, coupled with the consolidation of a cross-disciplinary European research community, aimed at using social mining and big data to understand the complexity of our contemporary, globally-interconnected society. SoBigData++ is set to advance on such ambitious tasks thanks to SoBigData, the predecessor project that started this construction in 2015. Becoming an advanced community, SoBigData++ will strengthen its tools and services to empower researchers and innovators through a platform for the design and execution of large-scale social mining experiments.

This document contains information on SoBigData++ core activities, findings and outcomes and it may also contain contributions from distinguished experts who contribute as SoBigData++ Board members. Any reference to content in this document should clearly indicate the authors, source, organisation and publication date.

The document has been produced with the funding of the European Commission. The content of this publication is the sole responsibility of the SoBigData++ Consortium and its experts, and it cannot be considered to reflect the views of the European Commission. The authors of this document have taken any available measure in order for its content to be accurate, consistent and lawful. However, neither the project consortium as a whole nor the individual partners that implicitly or explicitly participated in the creation and publication of this document hold any sort of responsibility that might occur as a result of using its content.

The European Union (EU) was established in accordance with the Treaty on the European Union (Maastricht). There are currently 27 member states of the European Union. It is based on the European Communities and the member states' cooperation in the fields of Common Foreign and Security Policy and Justice and Home Affairs. The five main institutions of the European Union are the European Parliament, the Council of Ministers, the European Commission, the Court of Justice, and the Court of Auditors (<http://europa.eu.int/>).

Copyright © The SoBigData++ Consortium 2020. See <http://www.sobigdata.eu/> for details on the copyright holders.

For more information on the project, its partners and contributors please see <http://project.sobigdata.eu/>. You are permitted to copy and distribute verbatim copies of this document containing this copyright notice, but modifying this document is not allowed. You are permitted to copy this document in whole or in part into other documents if you attach the following reference to the copied elements: "Copyright © The SoBigData++ Consortium 2020."

The information contained in this document represents the views of the SoBigData++ Consortium as of the date they are published. The SoBigData++ Consortium does not guarantee that any information contained herein is error-free, or up to date. THE SoBigData++ CONSORTIUM MAKES NO WARRANTIES, EXPRESS, IMPLIED, OR STATUTORY, BY PUBLISHING THIS DOCUMENT.

GLOSSARY

EU	European Union
EC	European Commission
H2020	Horizon 2020 EU Framework Programme for Research and Innovation
SMAE	Social Mining Analytics Engine
VRE	Virtual Research Environment
WP	Work Package

TABLE OF CONTENTS

1	Relevance to SoBigData++	8
1.1	Purpose of this document	8
1.2	Relevance to project objectives	8
1.3	Relation to other work packages	8
1.4	Structure of the document	8
2	SoBigData e-infrastructure Planning and Procedures	9
2.1	Procedures	10
3	SoBigData VREs Deployment, and Operation	12
3.1	Operation Activity Indicators	14
4	SoBigData Catalogue Deployment and Operation	16
4.1	Operation Activity Indicators	18
5	SoBigData Analytics Services Deployment and Operation activity indicators	21
5.1	Social Mining Analytics Engine	21
5.2	Jupyterhub	23
6	Concluding Remarks	25
	References	26

1 Relevance to SoBigData++

1.1 Purpose of this document

This deliverable D9.1 - “SoBigData e-Infrastructure Operation Report 1” describes the activities carried out during the first 18 months of the SoBigData-PlusPlus project within Work Package 9 for the SoBigData e-Infrastructure operation activity. E-infrastructure operation activity intended since its deployment, and including a detailed set of usage indicators (i.e., the number of users, access to resources, usage of resources from scientists, etc.). It also reports the e-Infrastructure deployment and procedures governing the operation of the Virtual Research Environments, the Catalogue, and the services devoted to Data Analytics.

1.2 Relevance to project objectives

One of the main goals of the SoBigData-PlusPlus project is to support cross-disciplinary research and innovation on the multiple aspects of social complexity from combined data-driven and model-driven perspectives, possibly implementing Open Science practices by means of exploiting an integrated platform where executions can be repeated, compared, discussed and logged. The deployment and procedures governing the operation of the VREs, the Catalogue as well as the procedures for the services devoted to Data Analytics listed in this deliverable facilitate and support the above-mentioned activities.

1.3 Relation to other work packages

The e-infrastructure operation activity is a fundamental and necessary activity for the maintenance of a platform where interdisciplinary tools, methods, and services can be contributed by Work Package 8 and Work Package 10, towards a view where these tools, methods, and services can be shared according to tailored policies, and easily combined.

1.4 Structure of the document

The remainder of the document is as follows: Section 2 introduces the e-infrastructure, the plans and procedure governing its parts and resources. Section 3, section 4 and Section 5 report respectively on the e-infrastructure VREs, Catalogue, and Analytics services deployment and operation activity, including a set of usage indicators for each of the three. Finally, Section 6 concludes the report.

2 SoBigData e-infrastructure Planning and Procedures

The SoBigData e-Infrastructure is built on the D4Science infrastructure [2] and the gCube open-source technology [1]. From the end-user point of view, it manifests in the SoBigData gateway (accessible at <https://sobigdata.d4science.org>), the access point to the Virtual Research Environments, services and methods, available to the SoBigData-PlusPlus project.

The development of the SoBigData e-Infrastructure counts on 2 main driving points:

1. **The enabling services:** the availability of new versions of the enabling services technology that are made available by the releases of new software, that is available in <https://code-repo.d4science.org/gCubeCI/gCubeReleases>. These versions are produced by taking into account the requirements (with the relative priority) formulated by the SoBigData community via the specification of the Exploratories and Virtual Lab VREs that might correspond to new facilities to be developed or requests for enhancements of existing facilities as well as requests for resolving malfunctions;
2. **The methods, tools and service integration:** interdisciplinary tools, methods, and services can be contributed by Work Package 8 and Work Package 10. By integrating these tools, methods, and services in the e-infrastructure these can be shared according to tailored policies, and easily combined.

The technology supporting the development of the SoBigData e-Infrastructure was included in the following 14 gCube open-source software releases that have been deployed into the production infrastructure: [4.19](#) (Feb. 2020), [4.20](#) (Feb. 2020), [4.21](#) (Mar. 2020), [4.22](#) (May 2020), [4.23](#) (Jun. 2020), [4.24](#) (Jul. 2020), [4.25](#) (Oct. 2020), [4.25.1](#) (Oct. 2020), [4.26](#) (Nov. 2020), [4.27](#) (Dec. 2020), [4.28](#) (Feb. 2021), [5.0](#) (Feb. 2021), [5.0.1](#) (Mar. 2021), [5.1.0](#) (Mar. 2021), and [5.2](#) (May. 2021).

All the requests are modelled and managed by an activity tracker operated by D4Science and available at <https://support.d4science.org>. For the needs of the SoBigData community, two specific activity tracker projects have been created:

1. the SoBigData.eu activity tracker project: this activity tracker pre existed SoBigData-PlusPlus project <https://support.d4science.org/projects/sobigdata-eu> (Figure 1) , it was used during the previous SoBigData project and SoBigData-PlusPlus kept using it to track activities not directly involved in the e-Infrastructure domain;
2. the SoBigData-PlusPlus Infrastructure Core activity tracker project : this is a new activity tracker available at <https://support.d4science.org/projects/sbd-infracore> (Figure 2), specifically conceived to support the Work Package 9 Joint Research Activities on e-Infrastructure and Supercomputing Network core facilities.

Both the above-mentioned activity trackers are configured to make it possible to create tickets for tasks, requests for support, incidents, VRE creation, and request for specific services provisioning. Moreover the SoBigData.eu activity tracker project is the parent of the SoBigData-PlusPlus Infrastructure Core activity tracker; this makes it possible to visualise the child activities in the parent project tracker.

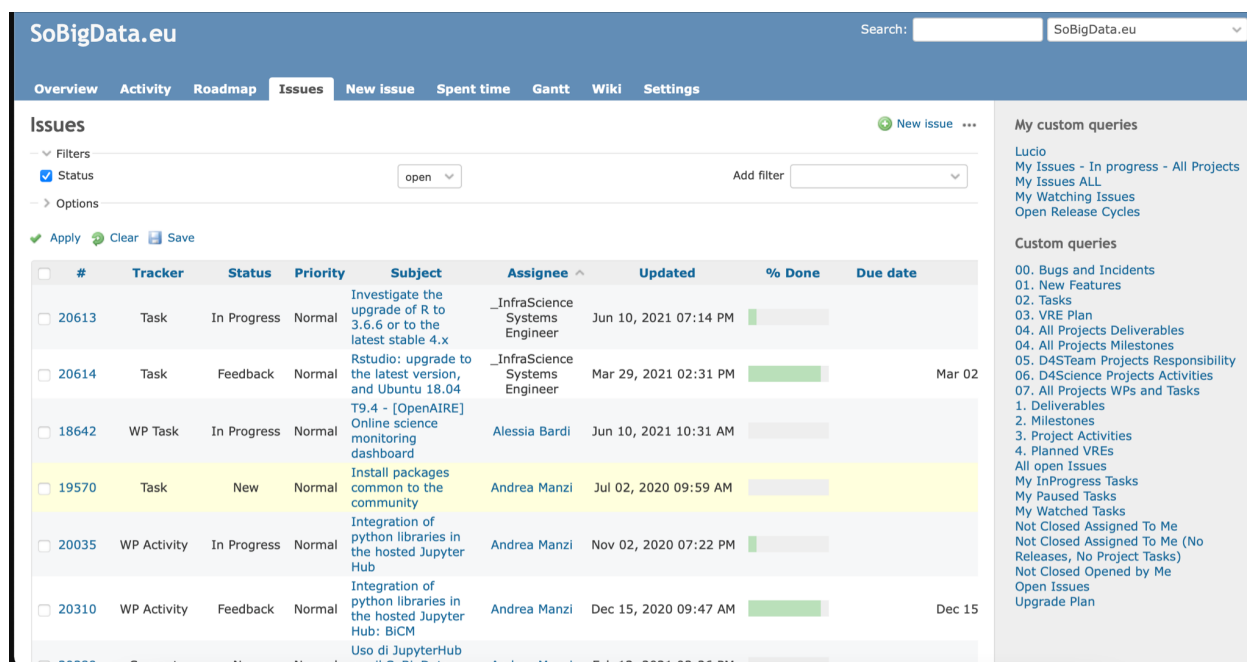


Figure 1. A screenshot of the SoBigData.eu activity tracker project

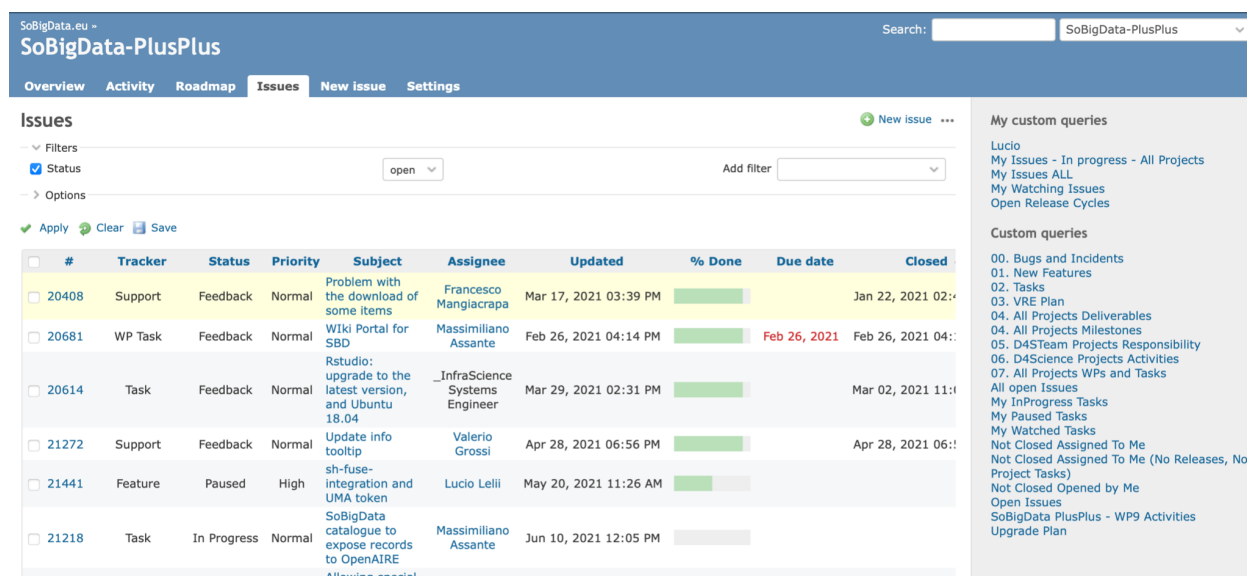


Figure 2. A screenshot of the SoBigData-PlusPlus infrastructure core activity tracker

2.1 Procedures

Deployment and operation of VREs is a collaborative effort involving the WP9 Task 9.1 team called to deploy and configure the technology to create VREs providing access to the interdisciplinary tools, methods, and services expected by the work packages working to develop them, i.e., WP8 and WP10.

The procedure leading to VRE deployment is a consolidated one, i.e., it is the procedure inherited from the D4Science infrastructure¹ and described in the D4Science Wiki:

https://wiki.d4science.org/index.php?title=Virtual_Research_Environments_Deployment_and_Operation

For the needs of SoBigData-PlusPlus, it was decided to support this activity with the project activity tracker. A specific VRE tracker has been created with the goal of capturing the entire process from specification to operation. The specification of the VRE is produced by the VRE designer/requester. This specification must contain:

- VRE name and abstract;
- Membership policy, i.e., whether the VRE is open or restricted, who is allowed to invite members; VRE expected datasets;
- VRE expected functionalities;
- VRE due date;

The following statuses are supported:

Planned: the WP9 team is fine with the specification, i.e., the specification contains enough details to proceed with the creation, and acknowledges that the creation of the VRE is feasible by the due date initially requested (or liaise with the designer/requester to find a mutually suitable date);

Available: the VRE is up and running and ready to be validated by the VRE designer/requester;

Released: the VRE has been validated and the target community can start using it;

Removed: the VRE has been disposed as for the request of its manager;

Rejected: the requested VRE cannot be created as the requirements outlined for it cannot be satisfied.

¹ <https://www.d4science.org>

3 SoBigData VREs Deployment, and Operation

This section briefly describes the facilities used by VRE creators for the actual deployment of VREs, reports the complete list of deployed and operated VREs during the first 18 months of the project, and offers a characterisation of each available VRE. In addition, since SoBigData-PlusPlus project builds up on the previous SoBigData Project, the VREs deployed and operated during SoBigData have been maintained and enhanced and are part of the list of operated VREs.

The act of definition and deployment of a new VRE is supported by a wizard (cf. Figure 3) that enables authorised users to transform the opened requests according to the procedure described in Sec. 2 into an actual specification and then, automatically, into a working VRE made available by the SoBigData e-Infrastructure gateway. Through the wizard, the user is requested to specify: (i) the descriptive information characterising the expected VRE (i.e., name, description, duration), and (ii) the functionalities and datasets to be made available in the specific VRE by selecting among the available ones. The resulting list of functionalities is derived from the feasible functionalities created thanks to the software version and services hosted by the underlying infrastructure.

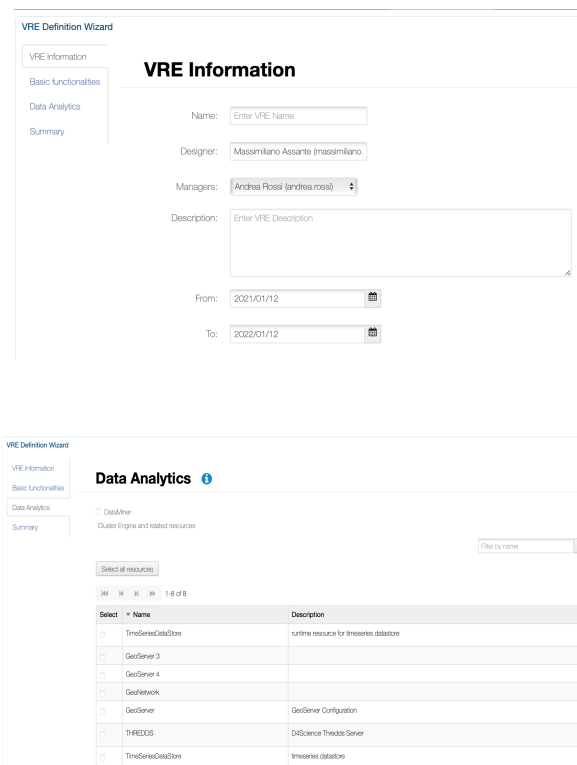


Figure 3. VRE Creation Wizard Screenshots

A total of 15 Virtual Research Environments (VREs) have been created and are operational. These VREs have been classified following the offering type, namely Exploratories, Applications, Lab, Training and Project Internal:

- 6 Exploratories VREs: the list of Exploratories is inherited by the WP10 definition and tasks and are:
 - Demography, Economy & Finance 2.0;
 - Migration Studies;
 - Societal Debates and Misinformation Analysis;
 - Social Impacts of AI and Explainable Machine Learning;
 - Sports Data Science;
 - Sustainable Cities for Citizens.

- 2 Virtual Lab VREs: the SoBigDataLab VRE where the user can develop an algorithms in an interactive python notebook, integrating an algorithm (written in any programming language) or executing experiments on the SoBigData cloud computing center.“; and the OpenScienceGraphLab VRE conceived for the analysis of Open Science Graphs with Big Data tools from complex networks to descriptive statics, machine learning and Natural Language Processing.

- 3 Applications VREs: the list of Applications which are present in the Catalogue have been organised in 3 main VREs according to the type of services provided and are: TagME, SMAPH, M-Atlas;

- 2 Project Internal VREs: SoBigData.eu VRE conceived to provide the SoBigData project members with a VRE-based working environment useful for the communications and collaboration among project and initiative members; SBD-InfraCore VRE for supporting the operation of the SoBigData-PlusPlus WP9 including the editing of HPC Portal Available Resources.

- 2 Literacy and Training VREs: the SoBigDataLiteracy VRE, conceived to be the working environment supporting the activities of the Critical Data Literacy task T.2.4 of SoBigData-PlusPlus Project WP2, aiming at creating a curated collection of literature of interest for the SoBigData Community. The e-Learning_Area VRE specifically dedicated to the online training hosts training materials developed within the SoBigData project.

3.1 Operation Activity Indicators

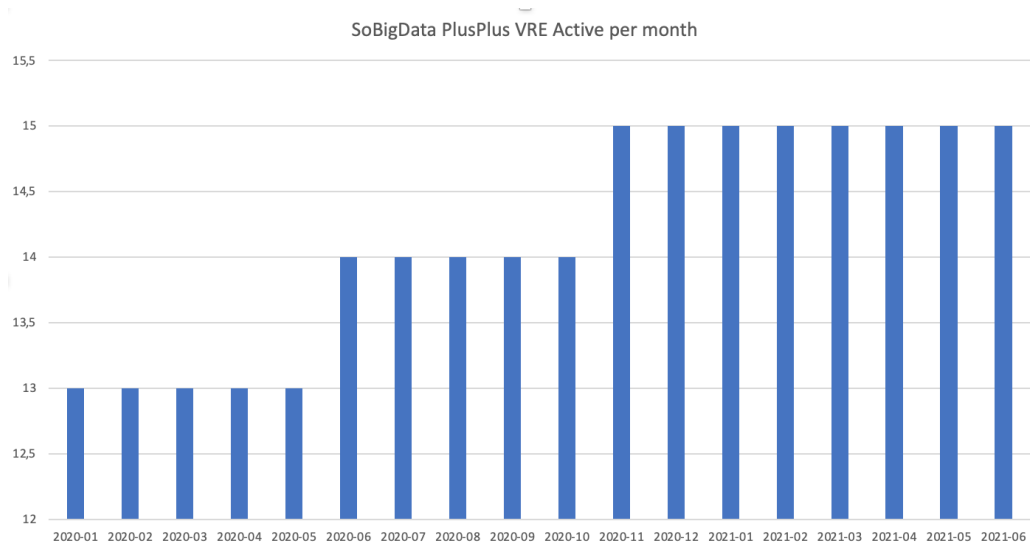


Figure 4. Number of VREs operated per month (January. '20 - June 10th '21)

In Figure 4, the number of VREs operated per month is reported. During the first months of the project, available VREs include those inherited by the previous project (namely, SoBigData) and those created for supporting project activities. From June '20, new VREs began being deployed to serve the needs of SoBigData-PlusPlus Work Packages.

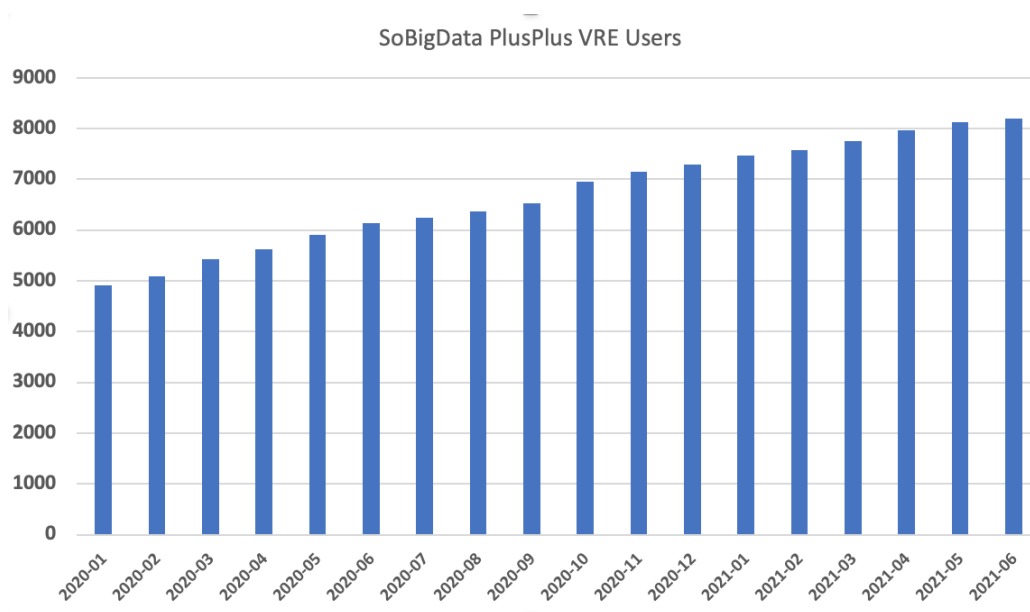


Figure 5. Number of users served by SoBigData VREs (January. '20 - June 10th '21)

In Figure 5, the overall number of users benefitting from the facilities offered by the existing SoBigData VREs is reported, i.e., as of June '21, the 15 existing VREs are serving more than 8,000 users.

By analysing the email addresses of the users (which is what they are using to log in), it can be observed that: 56% of the users are exploiting an email address that can be attributed to national domains (e.g., .it, .fr, .be) while the remaining 44% of the users are exploiting email addresses provided by commercial providers (e.g., google.com). The users exploiting an email address that can be assimilated to national domains are spread across 20 countries. The top 3 countries are Italy (16%), China (10%), and Germany (7%).

Figure 6 reports the overall number of working sessions initiated per month via the SoBigData VREs. Up to June 2021, a total of more than 30,000 working sessions have been executed by the users, with an average of 1500 working sessions per month with increasing trend.

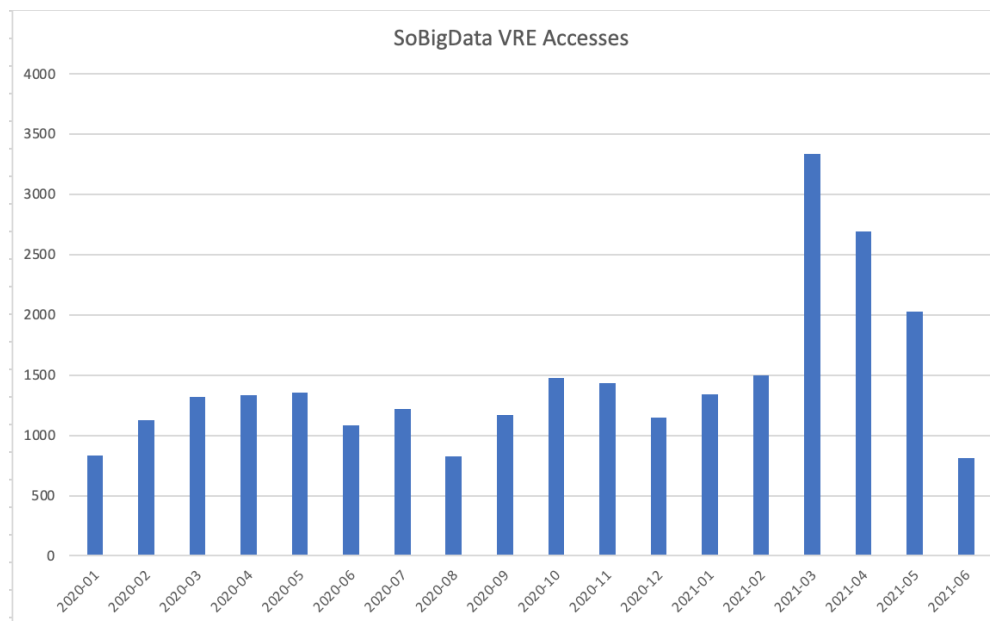


Figure 6. Number of VRE Accesses per month (January, '20 - June 10th '21)

The operation of VREs requires the management of requests for support, of issues and malfunctions, but also the creation of new Virtual Machines and Containers (e.g., Docker). Figure 1 and 2 show screenshots of the issue trackers reporting the tickets for these typologies of tickets. During the reporting period, a total of 38 of such tickets have been resolved (14 requests for support, 6 requests for incidents and bugs, 9 requests for new features, and 9 requests for Virtual Machine or Container creations).

4 SoBigData Catalogue Deployment and Operation

The SoBigData Catalogue (<https://sobigdata.d4science.org/catalogue-sobigdata>) represents a primary place for users to be informed on what is available. It is a core service of the SoBigData e-infrastructure where all the resources contributing to form this e-Infrastructure can be registered, thus making it possible for clients to discover them and be informed on their characteristics for, e.g. properly using them. This catalogue serves both (a) human users willing to know the offering of the e-Infrastructure in terms of datasets, services and methods and (b) other services willing to dynamically discover resources to consume or interact with.



Figure 7. The SoBigData Catalogue welcome page

The central part of the Catalogue solution of the e-infrastructure is based on the open-source technology for data catalogues (CKAN ckan.org). It has been extended to (a) be integrated with SoBigData e-infrastructure services and (b) support a rich, community-defined, and extensible set of catalogue item typologies.

Catalogue item types (aka profiles) are specifications of additional metadata fields to be added to the common metadata characterising every catalogue item. Each profile consists of a list of fields each having a name, a mandatory directive (whether the field is mandatory or optional), a type (e.g., string, number, spatial extent), a max occur directive to specify whether the field can be instantiated one time only or many times), a default value, a descriptive note helping to understand the intended meaning of the field, a controlled vocabulary (if any) of allowed values to use to compile the field, and a validator (if any) to check the inserted value adherence to specific validation rules.

At the time of writing this deliverable (June 2021) there exist 9 different item types (see Table 1) defined during the operation of the SoBigData Catalogue. Each of these types is characterised by a specific set of attributes, controlled vocabularies and formats carefully describing the specific class of items.

Item Type name	Number of occurrences
Method	96
Dataset	91
Journal Article	75
Training Material	30
Conference Paper	26
Experiment	13
Application	9
Book Chapter	2
Research Article	1

Table 1. The SoBigData Item Types available and their occurrences in the catalogue

4.1 Operation Activity Indicators

In order to quantify the operation activity related to the SoBigData Catalogue, at the time of writing this deliverable (June 2021) the indicators in Table 2 have been collected.

Indicator Type	Value	Description
Catalogue Accesses	3.992	This is the total number of accesses to the SoBigData catalogue in the period January 2020 – mid June 2021. A chart reporting the per month figures is in Figure 8.
Catalogue Item Metadata Views	9.317	This is the total number of views to catalogue item metadata to the SoBigData catalogue in the period January 2020 – mid June 2021. A chart reporting the per month figures is in Figure 9.
Catalogue Item Resource Views	1.105	This is the total number of views to catalogue item resources (e.g. linked resources, payloads etc.) to the SoBigData catalogue in the period January 2020 – mid June 2021. A chart reporting the per month figures is in Figure 10.
Catalogue search / browse tasks	37.891	This is the total number of search and browse operations performed to the SoBigData catalogue in the period January 2020 – mid June 2021. A chart reporting the per month figures is in Figure 11.

Table 2. The SoBigData Catalogue Operation Activity Indicators up to June 2021

Figure 8, 9, 10 and 11 report column charts related to the monthly distribution of the operation activity indicators described in Table 2. It is important to note that the column related to month June 2021 is only partially complete as the charts have been generated at the time of writing of this Deliverable (Mid June 2021).

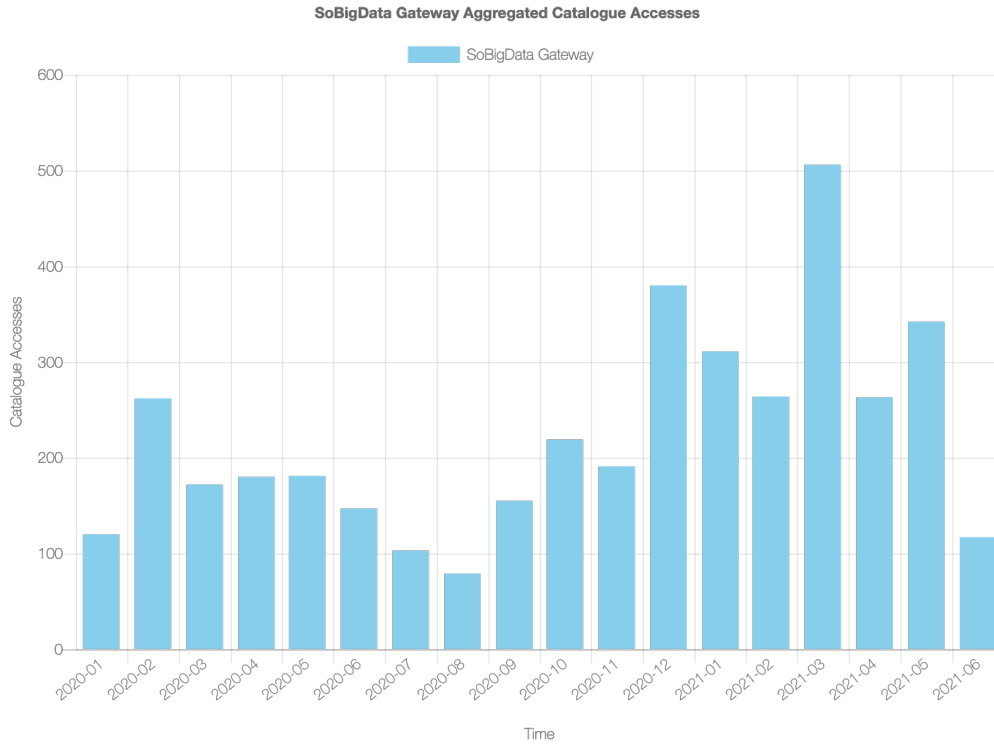


Figure 8. Catalogue Accesses monthly distribution during the first reporting period Jan 2020 to June 10th 2021

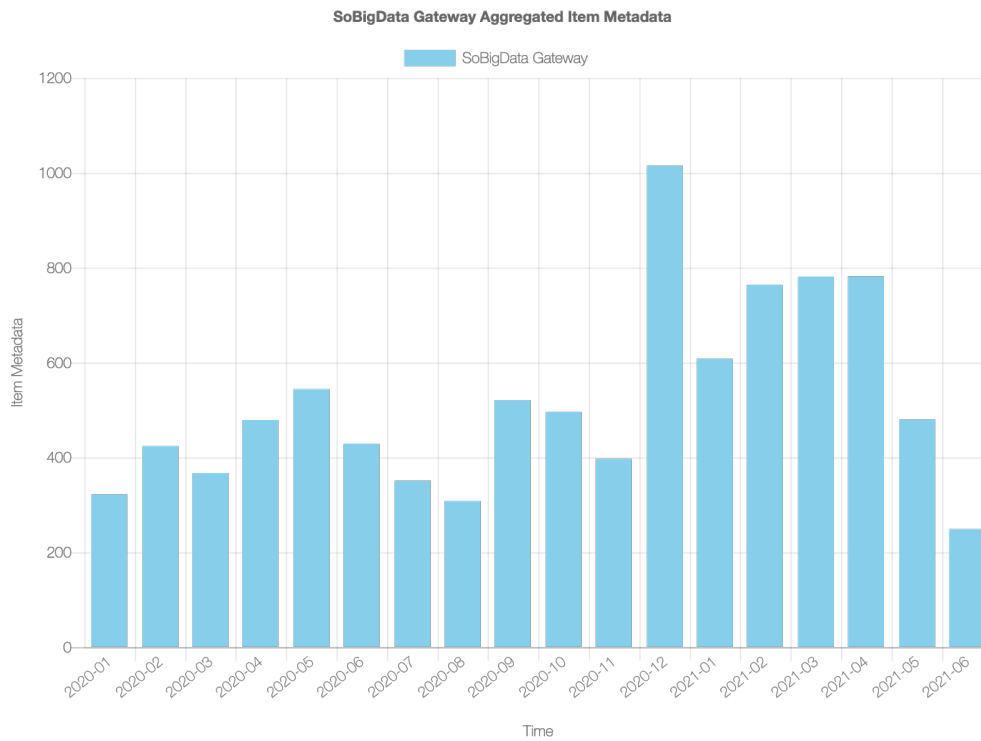


Figure 9. Catalogue Metadata views monthly distribution during the first reporting period Jan 2020 to June 10th 2021

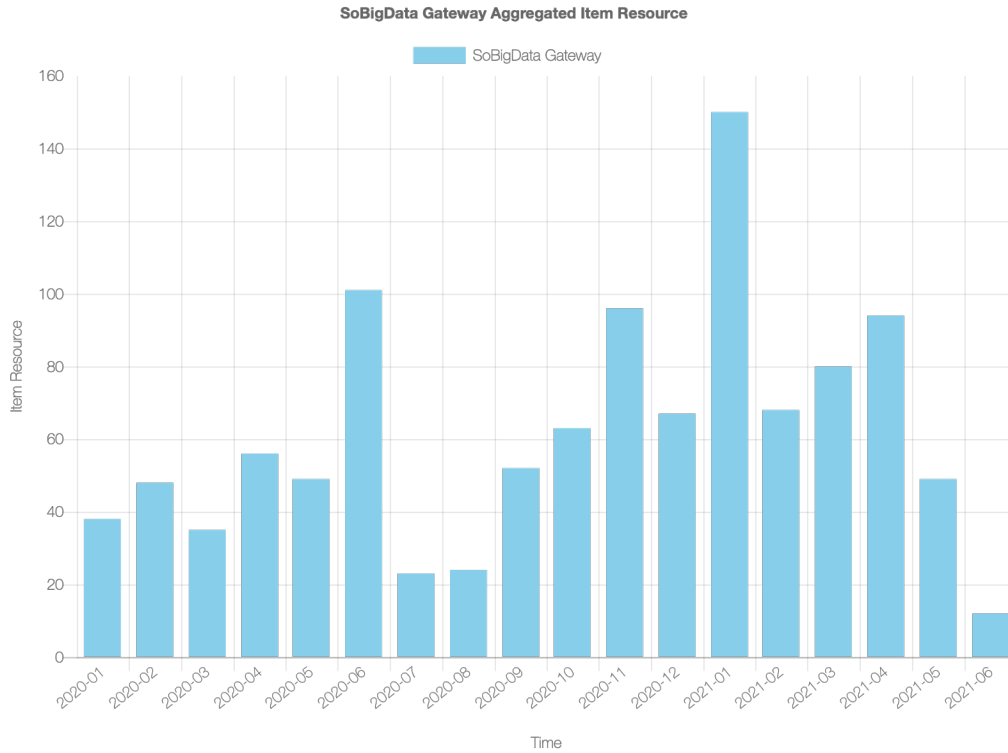


Figure 10. Catalogue Item Resource views monthly distribution during the first reporting period Jan 2020 to June 10th 2021

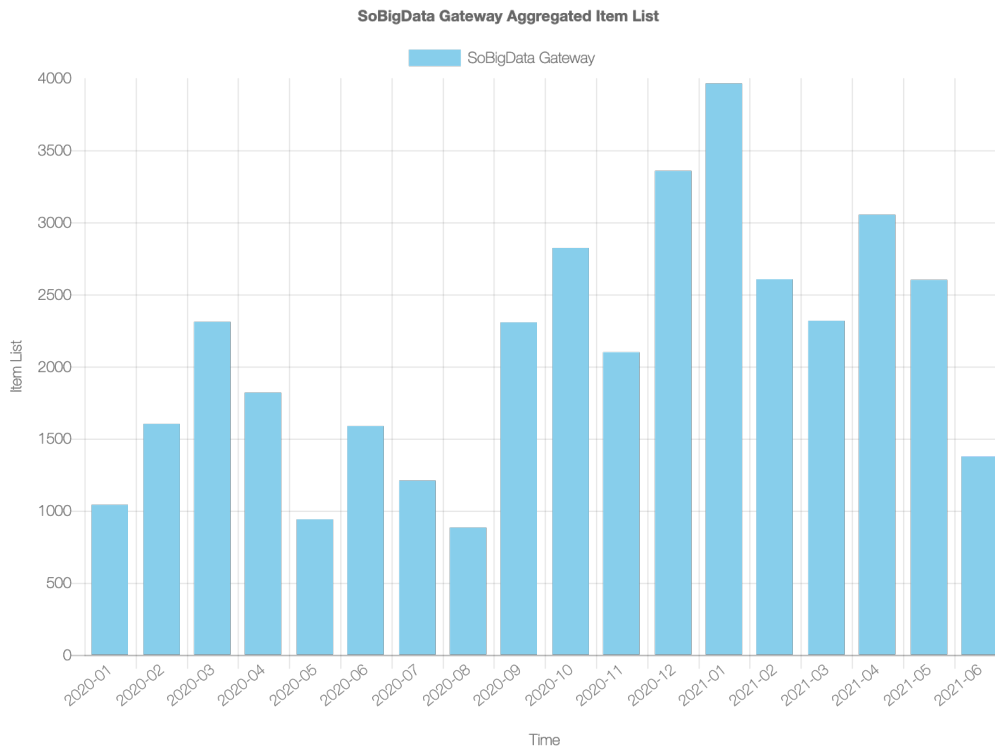


Figure 11. Catalogue Search & Browse tasks monthly distribution during the first reporting period Jan 2020 to June 10th 2021

5 SoBigData Analytics Services Deployment and Operation activity indicators

5.1 Social Mining Analytics Engine

As reported in Deliverable “D9.4 e- Infrastructure Common Facilities”, the Social Mining Analytics Engine (SMAE), or Method Engine, includes a set of services and components for performing data processing and mining on information sets. The Method Engine deployment is made up of two sets of clusters: the master and the worker clusters. Each of the two clusters is composed by 16 servers managed by a load balancer - HA-Proxy - that distributes the requests uniformly to these servers. The worker cluster serves cloud computations

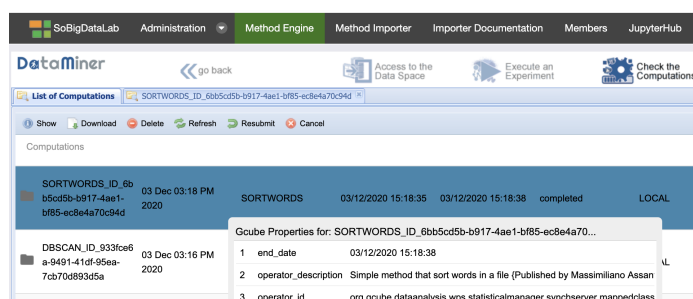


Figure 12. Method Engine instance available in SoBigData Lab VRE

As shown in Figure 12, the Method Engine is a service offered on the SoBigData Lab VRE. However, it is available also in those Exploratory VREs (cf. Sec. 3) that have imported related methods into the e-infrastructure.

Methods Category	Methods number
Text Learning	6
Web Analytics	2
Representation Learning	1
Networks	1
Examples	2

Table 3. The SoBigData imported methods available for executions up to June 2021

Table 3 reports indicators on the SoBigData imported methods in the Method Engine available for executions up to June 2021. We do expect that the indicators on methods number and executions will grow during the next period, i.e., more methods will be imported and the community will start exploiting their execution to better support their research.

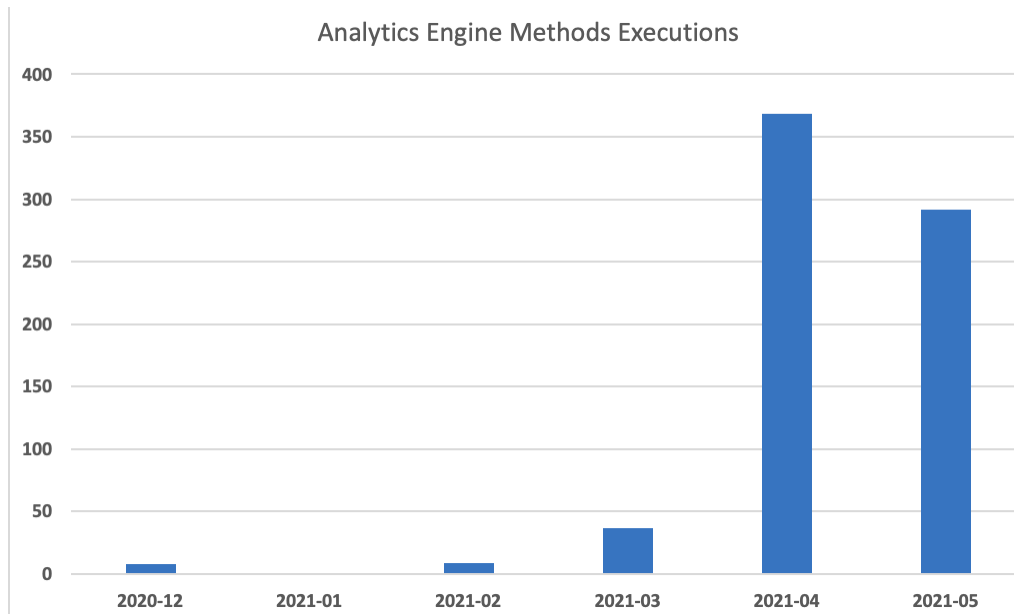


Figure 13. Number of Analytics Engine Methods Executions monthly distribution during the last 6 months

Figure 13 reports on the number of Analytics Engine method executions during the last 6 months, excluding June 2021 for which we do not have the numbers yet at the time of writing of this deliverable. A large part of the methods in Table 3 were imported in April 2021, this justifies the peaks that one can see in April and May 2021 and calls for an increase of methods importing in the e-infrastructure.

5.2 Jupyterhub

The online coding and workflow system enables users to create live documents with code, text and visualizations that capture the whole research process: developing, documenting, and executing code, as well as communicating the results. As reported in Deliverable “D9.4 e- Infrastructure Common Facilities”, among the SoBigData-PlusPlus coding common facilities available and integrated, JupyterHub allows executing Jupyter notebooks providing users with access to computational environments and resources of the e-infrastructure. A Kubernetes² deployment (an open-source container-orchestration system for automating deployment, scaling, and management) has been selected to offer a way to automatically provision notebooks servers as containers, with the ability to select the image flavours to run and the resource limits (in terms of CPU and RAM). Kubernetes offers an easy way to scale the deployment, by adding new workers to the existing installation, thus allowing extending the capacity of the service if needed.

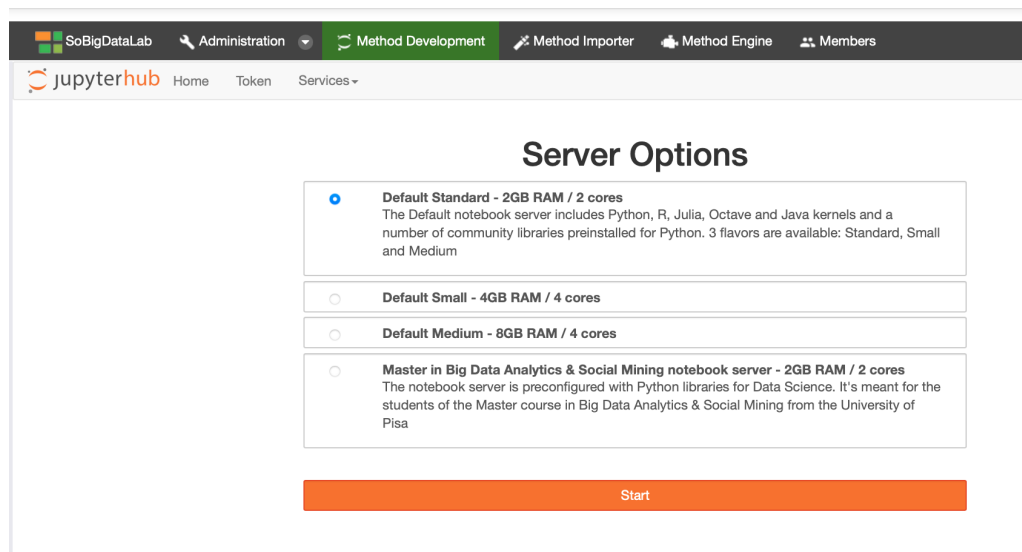


Figure 14. JupyterHub instance available in SoBigData Lab VRE with its server options available

As one can see in Figure 14, the currently deployed cluster offers notebooks up to 8 GB RAM / 4 cores for each user. As the RAM available on the cluster is the limiting factor, with the current cluster configuration it is possible to guarantee concurrent access to 80 users, each with 8 GB RAM / 4 cores server option.

JupyterHub is a service offered in the SoBigData Lab VRE, since its release in December 2020. The uptake of the service has been monitored to check whether the resources available on the cluster needed to be

² <https://kubernetes.io>

extended. As shown in figure 15, the JupyterHub cluster resources initially allocated did not require to be extended during the period.

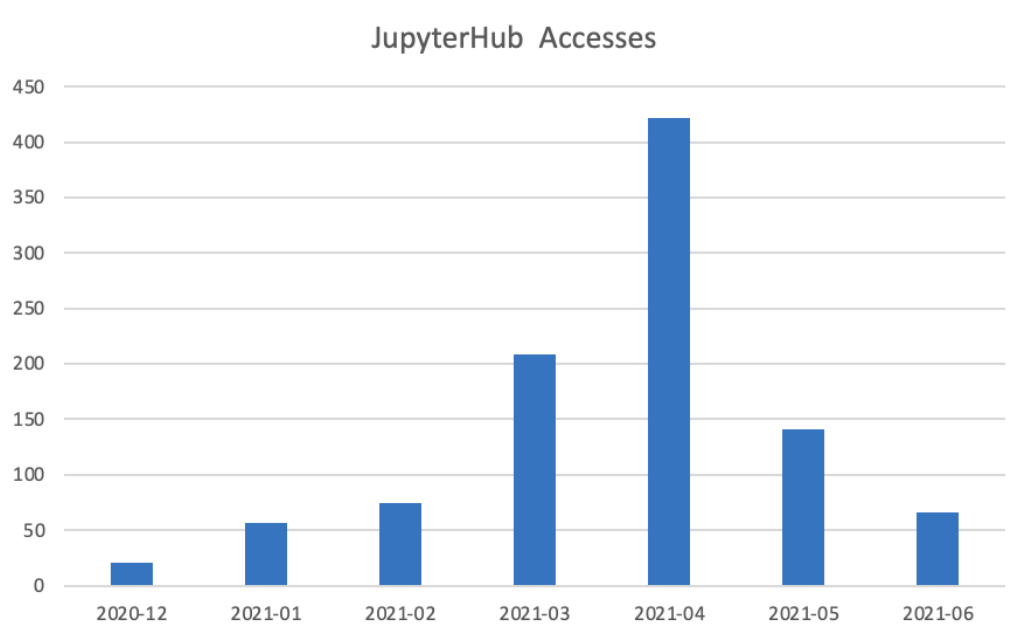


Figure 15. JupyterHub accesses monthly distribution since its release in Dec. 2020

6 Concluding Remarks

The SoBigData e-infrastructure is a key product to be delivered by the SoBigData-PlusPlus project to meet the needs of its target community and application scenarios. This deliverable has detailed the e-Infrastructure operation activity since its deployment, providing readers with a set of usage indicators for each of the core parts composing the e-infrastructure, available at M18, namely the Virtual Research Environments, the Catalogue, and the Analytics services.

As of June '21, the e-infrastructure served more than 8,000 users by a total of more than 30,000 working sessions, with an average of 1500 working sessions per month with increasing trend. This required to deal with approximately 40 issue tracker tickets (14 requests for support, 6 requests for incidents and bugs, 9 requests for new features, and 9 requests for Virtual Machine or Container creations).

References

- [1] M. Assante, L. Candela, D. Castelli, R. Cirillo, G. Coro, L. Frosini, L. Lelii, F. Mangiacrapa, V. Marioli, P. Pagano, G. Panichi, C. Perciante, F. Sinibaldi **The gCube system: Delivering Virtual Research Environments as-a-Service**. Future Gener. Comput. Syst. 95: 445-453 [10.1016/j.future.2018.10.035](https://doi.org/10.1016/j.future.2018.10.035)
- [2] M. Assante, L. Candela, D. Castelli, R. Cirillo, G. Coro, L. Frosini, L. Lelii, F. Mangiacrapa, P. Pagano, G. Panichi, F. Sinibaldi **Enacting open science by D4Science**. Future Gener. Comput. Syst. 101: 555-563 [10.1016/j.future.2019.05.063](https://doi.org/10.1016/j.future.2019.05.063)