



Deliverable D9.2

SoBigData e-Infrastructure Operation Report 2



DOCUMENT INFORMATION

PROJECT	
PROJECT ACRONYM	SoBigData-PlusPlus
PROJECT TITLE	SoBigData++: European Integrated Infrastructure for Social Mining and Big Data Analytics
STARTING DATE	01/01/2020 (60 months)
ENDING DATE	31/12/2024
PROJECT WEBSITE	http://www.sobigdata.eu
TOPIC	INFRAIA-01-2018-2019 Integrating Activities for Advanced Communities
GRANT AGREEMENT N.	871042

DELIVERABLE INFORMATION	
WORK PACKAGE	WP9 JRA2 - E-Infrastructure and Supercomputing Network
WORK PACKAGE LEADER	CNR
WORK PACKAGE PARTICIPANTS	BSC, EGI, Nubisware, OpenAIRE, USFD, UNIPI, FRH, UT, LUH, AALTO, ETH Zürich, TUDelft
DELIVERABLE NUMBER	D9.2
DELIVERABLE TITLE	SoBigData e-Infrastructure Operation Report 2
AUTHOR(S)	Massimiliano Assante (CNR), Leonardo Candela (CNR), Roberto Cirillo (CNR), Andrea Dell'Amico (CNR), Luca Frosini (CNR), Lucio Lelii (CNR), Francesco Mangiacrapa (CNR), Pasquale Pagano (CNR), Giancarlo Panichi (CNR), Tommaso Piccioli (CNR)
CONTRIBUTOR(S)	Marco Lettere (Nubisware), Mauro Mugnaini (Nubisware), Enol Fernandez (EGI), Andrea Manzi (EGI), Ignacio Lamata Martinez (EGI)
EDITOR(S)	Massimiliano Assante (CNR), Valerio Grossi (CNR)
REVIEWER(S)	Alessia Bardi (OpenAIRE), Valerio Grossi (CNR), Ilaria Barsanti (CNR)
CONTRACTUAL DELIVERY DATE	31/12/2022
ACTUAL DELIVERY DATE	09/01/2023
VERSION	V1.0
TYPE	Report
DISSEMINATION LEVEL	Public
TOTAL N. PAGES	28
KEYWORDS	e-infrastructure, service, gateway, component

EXECUTIVE SUMMARY

This Deliverable D9.2 - “SoBigData e-Infrastructure Operation Report 2” is the revised version of the deliverable D9.1 - “SoBigData e-Infrastructure Operation Report 1” [3]. It reports on the activities carried out within Work Package 9 in the period from M19 (January 2021) to M36 (December 2022) for the SoBigData e-Infrastructure operation activity. It includes a detailed set of usage indicators (i.e., the number of users, access to resources, usage of resources from scientists, etc.). It also reports the deployment and procedures governing the operation of the Virtual Research Environments, the catalogue, and the services devoted to data analytics.

A total of 17 Virtual Research Environments (VREs) have been created and/or operated to serve the needs arising in the context of the project. The SoBigData gateway (<https://sobigdata.d4science.org/>) provide its users with: 6 Exploratories VREs paired with the use cases (Demography, Economy & Finance 2.0; Migration Studies; Societal Debates and Misinformation Analysis; Social Impacts of AI and Explainable Machine Learning; Sports Data Science; Sustainable Cities for Citizens); 4 Virtual Lab VREs - SoBigDataLab and the OpenScienceGraphLab to exploit and experiment tools and solutions, the SoBigData-PlusPlus at DSAA 2021 Lab and the XAISS VLab, conceived to be the working environment for Hands-on Tutorials showing the services provided by SoBigData for the new generation of Responsible data scientists; 3 Applications VREs - TagME, SMAPH, M-Atlas; 2 Project Internal VREs - SoBigData.eu VRE for the communications and collaboration among project and initiative members and SBD-InfraCore VRE for supporting SoBigData++ WP9; 2 Literacy And Training VREs - the SoBigDataLiteracy, supporting Critical Data Literacy of task T.2.4, creating a curated collection of literature of interest for the SoBigData Community, and the e-Learning_Area VRE to host training materials developed within the SoBigData project.

As of mid-December 2022, the e-infrastructure served more than 10,000 users by a total of more than 47,000 working sessions, with an average of 1350 working sessions per month with stable trend. This required to deal with approximately 130 issue tracker tickets (65 requests for support, 4 requests for incidents and bugs, 22 requests for new features, and 39 requests for Tasks, Virtual Machine or Container creations).

DISCLAIMER

This project has received funding from the European Union's Horizon 2020 research and innovation programme under grant agreement No 871042.

SoBigData++ strives to deliver a distributed, Pan-European, multi-disciplinary research infrastructure for big social data analytics, coupled with the consolidation of a cross-disciplinary European research community, aimed at using social mining and big data to understand the complexity of our contemporary, globally-interconnected society. SoBigData++ is set to advance on such ambitious tasks thanks to SoBigData, the predecessor project that started this construction in 2015. Becoming an advanced community, SoBigData++ will strengthen its tools and services to empower researchers and innovators through a platform for the design and execution of large-scale social mining experiments.

This document contains information on SoBigData++ core activities, findings and outcomes and it may also contain contributions from distinguished experts who contribute as SoBigData++ Board members. Any reference to content in this document should clearly indicate the authors, source, organisation and publication date.

The content of this publication is the sole responsibility of the SoBigData++ Consortium and its experts, and it cannot be considered to reflect the views of the European Commission. The authors of this document have taken any available measure in order for its content to be accurate, consistent and lawful. However, neither the project consortium as a whole nor the individual partners that implicitly or explicitly participated the creation and publication of this document hold any sort of responsibility that might occur as a result of using its content.

Copyright © The SoBigData++ Consortium 2020. See <http://www.sobigdata.eu/> for details on the copyright holders.

For more information on the project, its partners and contributors please see <http://project.sobigdata.eu/>. You are permitted to copy and distribute verbatim copies of this document containing this copyright notice, but modifying this document is not allowed. You are permitted to copy this document in whole or in part into other documents if you attach the following reference to the copied elements: "Copyright © The SoBigData++ Consortium 2020."

The information contained in this document represents the views of the SoBigData++ Consortium as of the date they are published. The SoBigData++ Consortium does not guarantee that any information contained herein is error-free, or up to date. THE SoBigData++ CONSORTIUM MAKES NO WARRANTIES, EXPRESS, IMPLIED, OR STATUTORY, BY PUBLISHING THIS DOCUMENT.

GLOSSARY

EU	European Union
EC	European Commission
H2020	Horizon 2020 EU Framework Programme for Research and Innovation
DM	DataMiner
SMAE	Social Mining Analytics Engine
VRE	Virtual Research Environment
WP	Work Package

TABLE OF CONTENTS

1	Relevance to SoBigData++	7
1.1	Purpose of this document	7
1.2	Relevance to project objectives	7
1.3	Relation to other work packages.....	7
1.4	Structure of the document.....	7
2	SoBigData e-infrastructure Planning and Procedures.....	8
2.1	Procedures	10
3	SoBigData VREs Deployment, and Operation	12
3.1	Operation Activity Indicators	14
4	SoBigData Catalogue Deployment and Operation.....	17
4.1	Operation Activity Indicators	18
5	SoBigData Analytics Services Deployment and Operation activity indicators	22
5.1	Social Mining Analytics Engine	22
5.2	Jupyterhub	23
6	Conclusions	27
	References	28

1 Relevance to SoBigData++

1.1 Purpose of this document

This Deliverable D9.2 - “SoBigData e-Infrastructure Operation Report 2” is the revised version of the deliverable D9.1 - “SoBigData e-Infrastructure Operation Report 1” [3]. It reports on the activities carried out within Work Package 9 in the period from M19 (January 2021) to M36 (December 2022) for the SoBigData e-Infrastructure operation activity. E-infrastructure operation activity intended since its deployment, and including a detailed set of usage indicators (i.e. the number of users, access to resources, usage of resources from scientists, etc.). It also reports the e-Infrastructure deployment and procedures governing the operation of the Virtual Research Environments, the Catalogue, and the services devoted to data analytics.

1.2 Relevance to project objectives

One of the main goals of the SoBigData++ project is to support cross-disciplinary research and innovation on the multiple aspects of social complexity from combined data-driven and model-driven perspectives, possibly implementing Open Science practices by means of exploiting an integrated platform where executions can be repeated, compared, discussed and logged. The deployment and procedures governing the operation of the VREs, the Catalogue as well as the procedures for the services devoted to data analytics listed in this deliverable facilitate and support the above-mentioned activities.

1.3 Relation to other work packages

The e-infrastructure operation activity is a fundamental and necessary activity for the maintenance of a platform where interdisciplinary tools, methods, and services can be contributed by Work Package 8 and Work Package 10, towards a view where these tools, methods, and services can be shared according to tailored policies, and easily combined. Additionally, the e-infrastructure is the tool by which VA1 - Virtual Access of Work Package 7 is realised.

1.4 Structure of the document

The remainder of the document is as follows: Section 2 introduces the e-infrastructure, the plans and procedure governing its parts and resources. Section 3, Section 4, and Section 5 report respectively on the e-infrastructure VREs, Catalogue, and Analytics services deployment and operation activity, including a set of usage indicators for each of the three. Finally, Section 6 concludes the report.

2 SoBigData e-infrastructure Planning and Procedures

The SoBigData e-Infrastructure is built on the D4Science infrastructure [2] and the gCube open-source technology [1]. From the end-user point of view, it manifests in the SoBigData gateway (accessible at <https://sobigdata.d4science.org>), the access point to the Virtual Research Environments, services and methods, available to the SoBigData++ project.

The development of the SoBigData e-Infrastructure counts on 2 main driving points:

1. **The enabling services:** the availability of new versions of the enabling services technology that are made available by the releases of new software, that is available in <https://code-repo.d4science.org/gCubeCI/gCubeReleases>. These versions are produced by taking into account the requirements (with the relative priority) formulated by the SoBigData community via the specification of the Exploratories and Virtual Lab VREs that might correspond to new facilities to be developed or requests for enhancements of existing facilities as well as requests for resolving malfunctions;
2. **The methods, tools and service integration:** interdisciplinary tools, methods, and services can be contributed by WP 8 and WP 10. By integrating these tools, methods, and services in the e-infrastructure these can be shared according to tailored policies, and easily combined.

The technology supporting the development of the SoBigData e-Infrastructure was included in the following 14 gCube open-source software releases that have been deployed into the D4Science production infrastructure powering the VRE: [5.0](#) (Feb. 2021), [5.1](#) (Mar. 2021), [5.2](#) (May. 2021), [5.3](#) (June. 2021), [5.4](#) (Aug. 2021), [5.5](#) (Oct. 2021), [5.6](#) (Nov 2021), [5.7](#) (Jan. 2022), [5.8](#) (Mar. 2022), [5.9](#) (Mar. 2022), [5.10](#) (Apr. 2022), [5.11](#) (May. 2022), [5.13](#) (Jul. 2022), [5.13.1](#) (Sep. 2022) and [5.14](#) (Dec. 2022).

All the requests are modelled and managed by an activity tracker operated by D4Science and available at <https://support.d4science.org>. For the needs of the SoBigData community, two specific activity tracker projects have been created within the first 18 months of the project, and one additional issue tracker has been created within the second period:

1. the SoBigData.eu activity tracker project: this activity tracker preexisted SoBigData++ project <https://support.d4science.org/projects/sobigdata-eu>, it was used during the previous SoBigData project and SoBigData++ kept using it to track activities not directly involved in the e-Infrastructure domain;
2. the SoBigData Infrastructure Core activity tracker project: created during the first 18 months, this tracker available at <https://support.d4science.org/projects/sbd-infracore> (Figure 1), was specifically conceived to support the WP 9 Joint Research Activities on e-Infrastructure and Supercomputing Network core facilities.

- the SoBigData Support tracker project: this is a new activity tracker available at <https://support.d4science.org/projects/sobigdata-support> (Figure 1), open not only to the project members but also to the SoBigData Research Infrastructure at large, i.e. Summer School participants, students and any practitioner interested in the SoBigData technology.

Both the above-mentioned activity trackers are configured to make it possible to create tickets for tasks, requests for support, incidents, VRE creation, and request for specific services provisioning. Moreover the SoBigData.eu activity tracker project is the parent of the SoBigData Infrastructure Core activity tracker, this makes it possible to visualise the child activities in the parent project tracker.

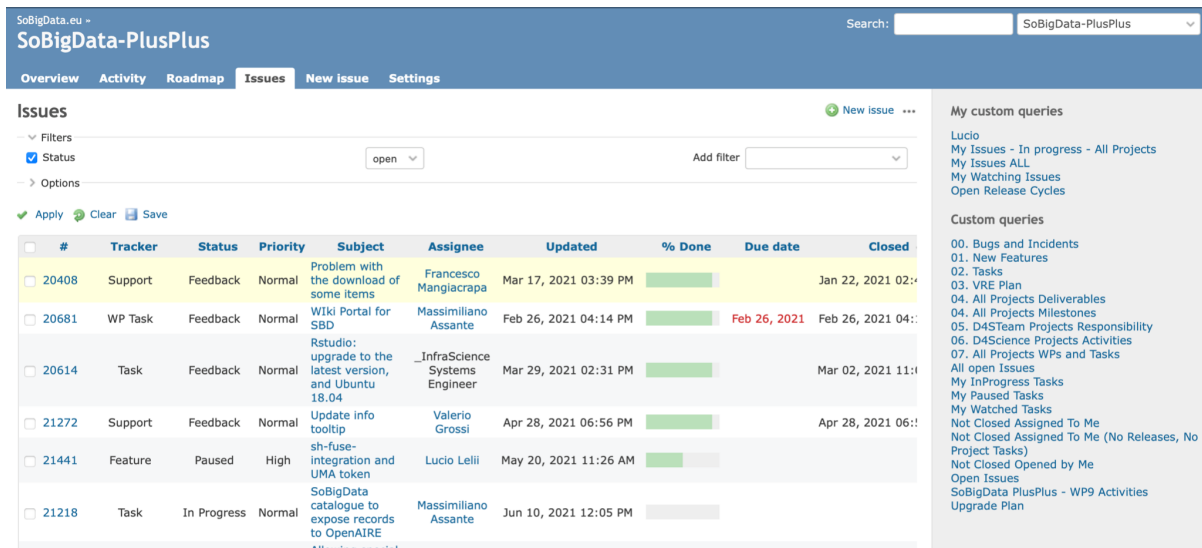


Figure 1a. A screenshot of the SoBigData++ infrastructure core activity tracker

The operation of VREs requires the management of requests for support, of issues and malfunctions, but also the creation of new Virtual Machines and Containers (e.g., Docker). Figure 1 shows screenshots of the issue trackers reporting the tickets for these typologies of tickets. During the reporting period, a total of 130 of such tickets have been resolved (65 requests for support, 4 requests for incidents and bugs, 22 requests for new features, and 39 requests for Tasks, Virtual Machine or Container creations).

#	Tracker	Status	Priority	Subject	Assignee	Updated	Closed	Target version
24277	Support	New	Normal	Please delete gate_cloud_gate_cloud_uri_domain_analysis method from DataMiner	Giancarlo Panichi	Dec 12, 2022 06:09 PM		
24267	Support	Closed	Normal	Issue for this issue tracker not working		Dec 07, 2022 03:43 PM	Dec 07, 2022 03:43 PM	
24172	Support	Closed	Normal	More renaming of categories	Ian Roberts	Nov 23, 2022 04:26 PM	Nov 23, 2022 04:26 PM	
24135	Support	Closed	Normal	Changing category of methods when re-publishing	Giancarlo Panichi	Nov 17, 2022 11:39 AM	Nov 17, 2022 11:39 AM	
24103	Support	Closed	Normal	DataMiner - multi-valued parameter separator can only be #	Giancarlo Panichi	Nov 09, 2022 05:45 PM	Nov 09, 2022 05:45 PM	
24064	Support	Closed	Normal	Move existing GATE Cloud methods to a new "deprecated" category	Giancarlo Panichi	Nov 09, 2022 11:06 AM	Nov 09, 2022 10:52 AM	
24060	Support	In Progress	Normal	please add library "twittermonitor" to JupyterHub	Ignacio Lamata Martinez	Dec 05, 2022 11:52 AM	Dec 05, 2022 11:07 AM	
24023	Support	Closed	Normal	Ticket by Ian Roberts	Ian Roberts	Oct 26, 2022 04:41 PM	Oct 26, 2022 04:41 PM	
23915	Support	Closed	Normal	Changing ownership - DataMiner methods	Massimiliano Assante	Oct 06, 2022 10:33 AM	Oct 06, 2022 10:33 AM	
23910	Support	Feedback	Normal	Upgrade scikit-mobility Jupyter Hub	Giuliano Cornacchia	Nov 03, 2022 09:32 AM		
23836	Support	Feedback	Normal	Microproject integration Question Rewriting for Conversational Search	Cristina Muntean	Nov 22, 2022 11:13 AM	Nov 03, 2022 11:04 AM	
23831	Support	Closed	Normal	Access user to Accounting Dashboard	Massimiliano Assante	Sep 12, 2022 02:00 AM		
23826	Support	Feedback	Normal	XAI Library integration for WP8	Massimiliano Assante	Oct 17, 2022 02:10 PM		
23823	Support	Closed	Low	Access to SBD++ CNR servers	Tommaso Piccoli	Sep 09, 2022 04:01 PM	Sep 09, 2022 04:01 PM	
23780	Support	Closed	High	Can't open notebooks in JupyterHub	Massimiliano Assante	Sep 08, 2022 11:12 AM	Sep 08, 2022 11:12 AM	
23776	Support	Closed	High	Registration not possible	Massimiliano Assante	Aug 30, 2022 11:37 AM	Aug 30, 2022 11:37 AM	
23762	Support	Closed	High	XAISS VRE questions	Massimiliano Assante	Aug 24, 2022 10:14 AM	Aug 24, 2022 10:14 AM	
23718	Support	Closed	Normal	Event Attendance Prediction Microproject Integration	Ignacio Lamata Martinez	Oct 31, 2022 05:19 PM	Oct 31, 2022 05:19 PM	
23673	Support	Closed	Normal	XAI summer school Support	Massimiliano Assante	Aug 22, 2022 02:21 PM	Aug 22, 2022 02:21 PM	
23663	Support	Closed	High	Please create SoBigData Dataspace for JupyterHub	_EGI	Jul 20, 2022 02:50 PM	Jul 20, 2022 02:50 PM	
23639	Support	Closed	Normal	JupyterHub notebooks image for Sobigdata++	_EGI	Sep 02, 2022 02:55 PM	Sep 02, 2022 02:55 PM	
23463	Support	Closed	Normal	Provide -dev client for Jupyterhub	Mauro Mugnaini	Jun 16, 2022 02:04 PM	Jun 16, 2022 02:04 PM	
23442	Support	Closed	Normal	Integrazione autenticazione Moodle SoBigData	Massimiliano Assante	Jun 08, 2022 09:38 AM	Jun 08, 2022 09:38 AM	
23094	Support	Closed	High	Copying large files from the workspace to the Notebook requires 1 hour per GB	_EGI	Jun 15, 2022 04:22 PM	Jun 15, 2022 04:22 PM	
23056	Support	Closed	Normal	OpenAIRE filtering items from D4Science	Miriam Baglioni	Jun 23, 2022 02:00 AM		
23228	Support	Closed	High	Jupyter Toolbar difficult to reach	Massimiliano Assante	Sep 08, 2022 11:13 AM	Sep 08, 2022 11:13 AM	
21861	Support	Rejected	Normal	SBD++ Catalog items ownership issue	Francesco Mangiacrapa	Dec 15, 2022 04:52 PM	Dec 15, 2022 04:52 PM	
20389	Support	Closed	Normal	Usi di Jupyterhub per il SoBigData Master	Andrea Manzi	Dec 15, 2022 04:51 PM	Dec 15, 2022 04:51 PM	
24026	Feature	New	Normal	Method Engine/Importer - multi-valued parameters do not respect default value	Giancarlo Panichi	Nov 09, 2022 11:17 AM		SoBigData-PlusPlus - WP09
23801	Feature	Completed	Normal	JupyterHub: Display the ServerOptions by using an ordering criterion	Ignacio Lamata Martinez	Oct 17, 2022 05:37 PM	Oct 17, 2022 05:37 PM	SoBigData-PlusPlus - WP09
23066	Feature	Feedback	Urgent	Info blocking message	Massimiliano Assante	Oct 14, 2022 12:01 PM		SoBigData-PlusPlus - WP09
23059	Feature	In Progress	Normal	Improve download of csv from OpenAIRE MONITOR Dashboard	Alessia Bardi	Jun 20, 2022 05:56 PM		SoBigData-PlusPlus - WP09
23051	Feature	In Progress	High	Activation of the publication step into Zenodo	Leonardo Candela	Oct 17, 2022 09:13 AM		SoBigData-PlusPlus - WP09
20654	Feature	Closed	Normal	SBD Catalogue: make the Catalogue Badge suitable for being deployed at VRE Level	Massimiliano Assante	Oct 17, 2022 11:45 AM	Oct 17, 2022 11:45 AM	SoBigData-PlusPlus - WP09
20631	Feature	New	Normal	D4Science Services request for enhancements stemming from an SBD++ project assessment	Leonardo Candela	Oct 17, 2022 11:45 AM		SoBigData-PlusPlus - WP09
23674	Task	Closed	Normal	New Jupyter Image creation dedicated for XAI summer school VRE	_EGI	Jul 21, 2022 05:09 PM	Jul 21, 2022 05:09 PM	SoBigData-PlusPlus - WP09
23567	Task	New	Normal	Enable prometheus accounting for Kubernetes nodes	Andrea Dell'Amico	Jun 24, 2022 12:08 PM		SoBigData-PlusPlus - WP09
23566	Task	New	Normal	Shared homes and datasets between shinyproxy and Jupyterhub	Enol Fernández	Jun 23, 2022 08:29 AM		SoBigData-PlusPlus - WP09
23565	Task	New	Normal	Mount workspace with sidecar on shinyproxy	Andrea Dell'Amico	Jun 23, 2022 08:27 AM		SoBigData-PlusPlus - WP09
23564	Task	New	Normal	Adapt shinyproxy for using Kubernetes	Andrea Dell'Amico	Jun 23, 2022 08:26 AM		SoBigData-PlusPlus - WP09
23563	Task	New	Normal	Deployment of pre-production Kubernetes cluster	Andrea Manzi	Jun 23, 2022 08:31 AM		SoBigData-PlusPlus - WP09
23356	Task	New	High	IAM Client JWT custom attributes	_Nubiware	Oct 18, 2022 05:32 AM		SoBigData-PlusPlus - WP09
23327	Task	Closed	High	New Orchestrator workflow: JupyterHub ServerOptions on IS to IAM	Marco Lettore	Aug 02, 2022 09:40 AM	Aug 02, 2022 09:40 AM	SoBigData-PlusPlus - WP09
23290	Task	Closed	Normal	JupyterHub ServerOptions mapping on the IS for every context where it is available	Massimiliano Assante	Jul 15, 2022 02:32 PM	May 13, 2022 11:32 AM	SoBigData-PlusPlus - WP09
23060	Task	Feedback	Urgent	Configure canZenodo for SBD to publish in the just created SBD Community	Fabio Sinibaldi	Oct 25, 2022 11:51 AM		SoBigData-PlusPlus - WP09
22829	Task	Closed	Normal	Keycloak client to JupyterHub instances mapping and calls required	_EGI	Jul 15, 2022 02:32 PM	May 13, 2022 11:34 AM	D4Science Operation - JupyterHub
20674	Task	In Progress	Urgent	Check and complete the publishToZenodo feature for the SoBigData Community	Fabio Sinibaldi	Oct 17, 2022 09:24 AM		SoBigData-PlusPlus - WP09
20161	Task	Closed	High	Bi-directional link between SoBigData and Terriori Aperti Catalogues	Francesco Mangiacrapa	Nov 29, 2022 12:41 PM	Nov 29, 2022 12:41 PM	SoBigData-PlusPlus - WP09
19543	Task	In Progress	High	Galaxy OAuth2.0/OIDC integration	Enol Fernández	Oct 19, 2022 12:56 PM		SoBigData-PlusPlus - WP09

Figure 1b. A screenshot of the SoBigData Support activity tracker

2.1 Procedures

Deployment and operation of VREs is a collaborative effort involving the WP9 Task 9.1 team called to deploy and configure the technology to create VREs providing access to the interdisciplinary tools, methods, and services expected by the work packages working to develop them, i.e., WP8 and WP10.

The procedure leading to VRE deployment is a consolidated one, i.e., it is the procedure inherited from the D4Science infrastructure¹ and described in the D4Science Wiki:

https://wiki.d4science.org/index.php?title=Virtual_Research_Environments_Deployment_and_Operation

For the needs of SoBigData++, it was decided to support this activity with the project activity tracker. A specific VRE tracker has been created with the goal of capturing the entire process from specification to

¹ <https://www.d4science.org>

operation. The specification of the VRE is produced by the VRE designer/requester. This specification must contain:

- VRE name and abstract;
- Membership policy, i.e. whether the VRE is open or restricted, who is allowed to invite members; VRE expected datasets;
- VRE expected functionalities;
- VRE due date;

The following statuses are supported:

Planned: the WP9 team is fine with the specification, i.e. the specification contains enough details to proceed with the creation, and acknowledges that the creation of the VRE is feasible by the due date initially requested (or liaise with the designer/requester to find a mutually suitable date);

Available: the VRE is up and running and ready to be validated by the VRE designer/requester;

Released: the VRE has been validated and the target community can start using it;

Removed: the VRE has been disposed as for the request of its manager;

Rejected: the requested VRE cannot be created as the requirements outlined for it cannot be satisfied.

3 SoBigData VREs Deployment, and Operation

This section briefly describes the facilities used by VRE creators for the actual deployment of VREs, reports the complete list of deployed and operated VREs during the first 36 months of the project, and offers a characterisation of each available VRE. In addition, since SoBigData++ project builds up on the previous SoBigData Project, the VREs deployed and operated during SoBigData have been maintained and enhanced and are part of the list of operated VREs.

The procedure leading to VRE deployment is a consolidated one, i.e., it is the procedure inherited from the D4Science infrastructure and described in the D4Science Wiki:

https://wiki.d4science.org/index.php?title=Virtual_Research_Environments_Deployment_and_Operation

The act of definition and deployment of a new VRE is supported by a wizard (cf. Figure 2) that enables authorised users to transform the opened requests according to the procedure described in Sec. 2 into an actual specification and then, automatically, into a working VRE made available by the SoBigData e-Infrastructure gateway. Through the wizard, the user is requested to specify: (i) the descriptive information characterising the expected VRE (i.e., name, description, duration), and (ii) the functionalities and datasets to be made available in the specific VRE by selecting among the available ones. The resulting list of functionalities is derived from the feasible functionalities created thanks to the software version and services hosted by the underlying infrastructure.

The figure consists of two screenshots of the VRE Definition Wizard interface.

The top screenshot, titled "VRE Definition Wizard" and "VRE Information", shows a form with the following fields:

- Name: Enter VRE Name
- Designer: Massimiliano Assante (massimiliano)
- Managers: Andrea Rossi (andrea.rossi)
- Description: Enter VRE Description
- From: 2021/01/12
- To: 2022/01/12

The bottom screenshot, titled "VRE Definition Wizard" and "Data Analytics", shows a table of resources with a search bar and a "Select of resources" button. The table has the following data:

Select	Name	Description
<input type="checkbox"/>	TimeSeriesDataStore	runtime resource for timeseries database
<input type="checkbox"/>	GeoServer 3	
<input type="checkbox"/>	GeoServer 4	
<input type="checkbox"/>	GeoNetwork	
<input type="checkbox"/>	GeoServer	GeoServer Configuration
<input type="checkbox"/>	THREDDS	D4Science Thredds Server
<input type="checkbox"/>	TimeSeriesDataStore	Timeseries database

Figure 2. VRE Creation Wizard Screenshots

A total of 17 Virtual Research Environments (VREs) have been created and/or operated to serve the needs arising in the context of the project (the complete list is in Table 1). Specifically, a total of 15 VREs during the first period until M18, and 2 VREs during the second period until M36.

These VREs have been classified following the offering type, namely Exploratories, Applications, Lab, Training and Project Internal:

- 6 Exploratories VREs: the list of Exploratories is inherited by the WP10 definition and tasks and are:
 - Demography, Economy & Finance 2.0;
 - Migration Studies;
 - Societal Debates and Misinformation Analysis;
 - Social Impacts of AI and Explainable Machine Learning;
 - Sports Data Science;
 - Sustainable Cities for Citizens.

To simplify the access and the organization of the gateway, It is important to notice that these 6 VREs are not visible by newcomers but in fact are still accessible and part of the infrastructure and kept in operation. All the resources related to the above VREs are accessible through the Catalogue, and the methods accessible by data miner engine.

- 2 Virtual Lab VREs: the **SoBigDataLab VRE** where the user can develop algorithms in an interactive Python notebook, integrating an algorithm (written in any programming language) or executing experiments on the SoBigData cloud computing centre; and the **OpenScienceGraphLab VRE** conceived for the analysis of Open Science Graphs with Big Data tools from complex networks to descriptive statics, machine learning and Natural Language Processing.
- 3 Applications VREs: the list of Applications which are present in the Catalogue have been organised in 3 main VREs according to the type of services provided and are: **TagME, SMAPH, M-Atlas**;
- 2 Project Internal VREs: **SoBigData.eu VRE** conceived to provide the SoBigData project members with a VRE-based working environment useful for the communications and collaboration among project and initiative members; **SBD-InfraCore VRE** for supporting the operation of the SoBigData++ WP9 including the editing of HPC Portal Available Resources.
- 2 Literacy And Training VREs: the **SoBigDataLiteracy VRE**, conceived to be the working environment supporting the activities of the Critical Data Literacy task T.2.4 of SoBigData++ Project WP2, aiming at creating a curated collection of literature of interest for the SoBigData Community . The **e-Learning_Area VRE** specifically dedicated to the online training hosts training materials developed within the SoBigData project.

Additionally, in order to support the development of algorithms in an interactive Python notebook, integrating them and/ or executing experiments on the SoBigData cloud computing centre, for specific courses or workshops, the following VRE Labs have been created during the second reporting period until M36:

- the **SoBigData-PlusPlus at DSAA 2021 VRE**, conceived to be the working environment for an Hands-on Tutorial showing the services provided by SoBigData for the new generation of Responsible data science, in the context of the 8th IEEE International Conference on Data Science and Advanced Analytics².
- The **XAISS VRE**, conceived to be the working environment for the eXplainable AI Summer School 2022³ held by TUDelft, that involved both lectures and hands-on activities. A Screenshot of the XAISS VRE Home page is depicted in Figure 3.

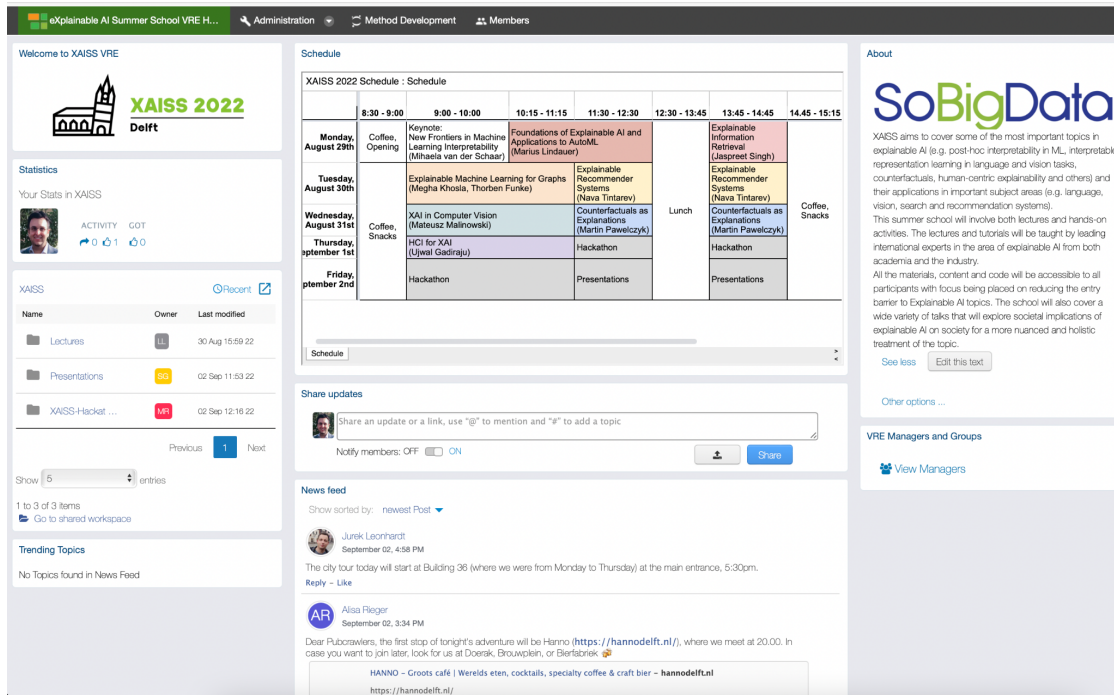


Figure 3. the eXplainable AI Summer School 2022 VRE Lab Home

3.1 Operation Activity Indicators

Figure 4 reports the number of VREs operated per month. During the first months of the project, available VREs include those inherited by the previous project (namely, SoBigData) and those created for supporting project activities. From June '20, new VREs began being deployed to serve the needs of SoBigData++ Work Packages.

² <https://dsaa2021.dcc.fc.up.pt/>

³ <https://xaiiss.eu/>

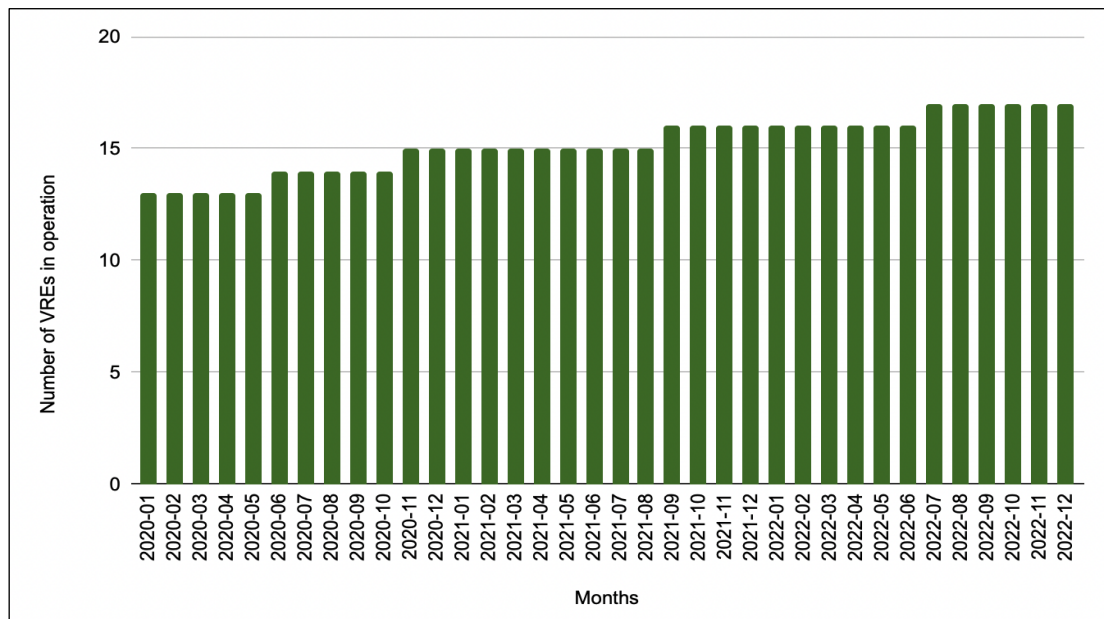


Figure 4. Number of VREs operated per month (January 2020 - December 2022)

In Figure 5, the overall number of users benefitting from the facilities offered by the existing SoBigData VREs is reported, i.e., as of mid-December 2022, the 17 existing VREs are serving more than 10,000 users.

By analysing the email addresses of the users (which is what they are using to log in), it can be observed that: 56% of the users are exploiting an email address that can be attributed to national domains (e.g., .it, .fr, .be) while the remaining 44% of the users are exploiting email addresses provided by commercial providers (e.g., google.com). The users exploiting an email address that can be assimilated to national domains are spread across 20 countries. Between December 2021 and December 2022, the top 3 countries are the United States of America (18%), Italy (16%), and the United Kingdom (9%).

Figure 6 reports the overall number of working sessions initiated per month via the SoBigData VREs. Up to November 2022, a total of more than 47,000 working sessions have been executed by the users, with an average of 1350 working sessions per month with stable trend.

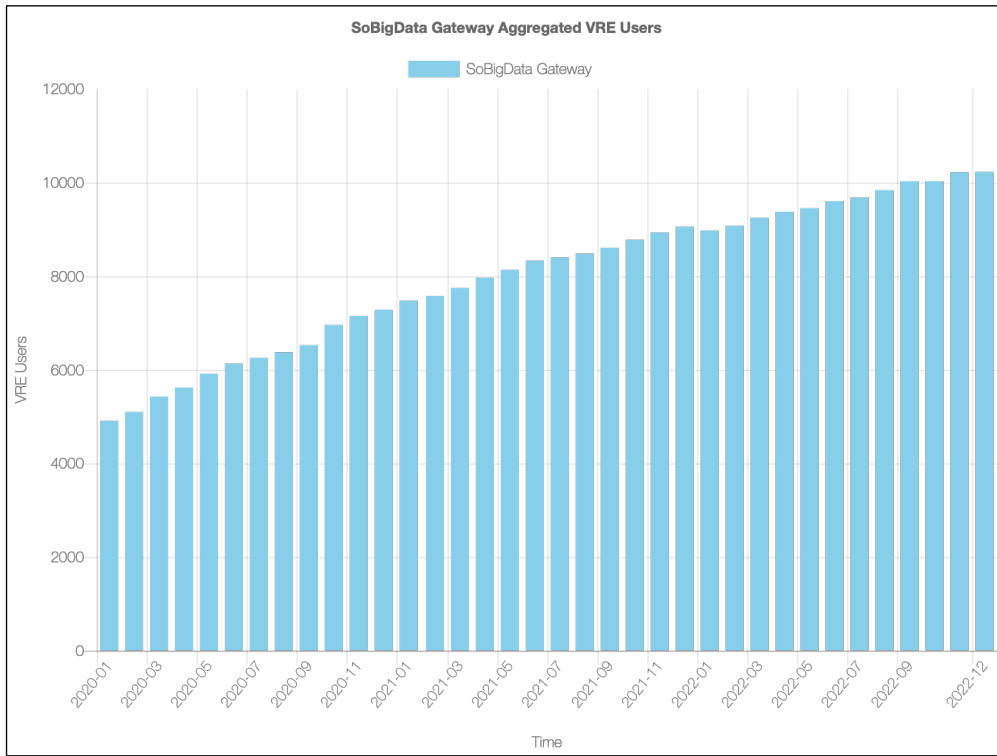


Figure 5. Number of users served by SoBigData VREs (January 2020 - mid December 2022)

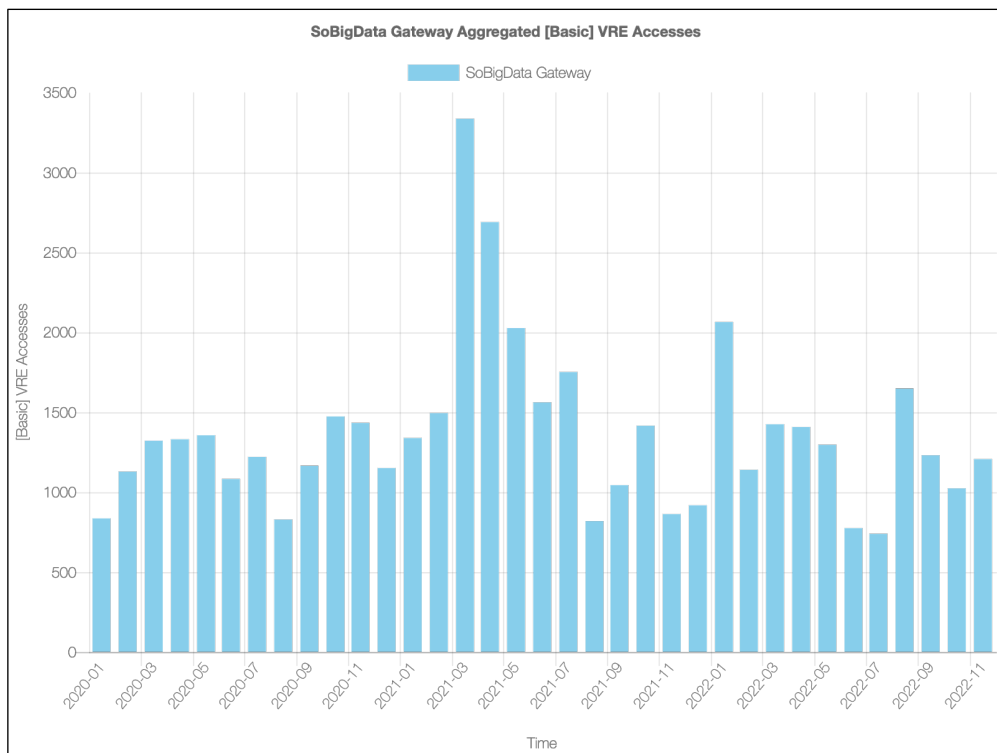


Figure 6. Number of VRE Accesses per month (January. '20 - November '22)

4 SoBigData Catalogue Deployment and Operation

The SoBigData Catalogue (<https://sobigdata.d4science.org/catalogue-sobigdata>) represents a primary place for users to be informed on what is available. It is a core service of the SoBigData e-infrastructure where all the resources contributing to form this e-Infrastructure can be registered, thus making it possible for clients to discover them and be informed on their characteristics for, e.g. properly using them. This catalogue serves both (a) human users willing to know the offering of the e-Infrastructure in terms of datasets, services and methods and (b) other services willing to dynamically discover resources to consume or interact with.

The screenshot shows the SoBigData Catalogue interface. At the top, there is a navigation bar with 'Home', 'Catalogue', and 'HPC Portal'. Below this is a secondary navigation bar with 'Home', 'Organisations', 'Groups', 'Items', 'Types', 'Statistics', 'My Organisations', 'My Groups', 'My Items', 'Share Link', and 'Publish Item'. The main header features the SoBigData Catalogue logo. Below the logo is an 'Items Search' section with a search bar and a 'See All Items' link. To the right of the search bar is a 'SoBigData.eu Catalogue statistics' section showing 431 items, 3 organisations, 11 groups, and 14 types. The main content is divided into three sections: 'Browse by Organisations' (listing SoBigData Services and Products (271), SoBigData Literacy (149), and Territori Aperti (11)), 'Browse by Groups' (listing various groups like City of Citizens (62), Societal Debates (49), Explainable Machine Learning (42), Ethics and Legality (41), Others (40), Sports Data Science (37), e-Learning (32), Well-being and Economy (19), Migration Studies (13), and Network Medicine (11)), and 'Browse by Types' (listing various item types like Method (123), Dataset (102), JournalArticle (76), TrainingMaterial (43), Experiment (36), ConferencePaper (26), Application (10), TerritoriAperti: Dataset (7), BookChapter (2), and TerritoriAperti: Method (2)).

Figure 7. The SoBigData Catalogue welcome page at mid-December '22

The central part of the Catalogue solution of the e-infrastructure is based on the open-source technology for data catalogues (CKAN ckan.org). It has been extended to (a) be integrated with SoBigData e-infrastructure services and (b) support a rich, community-defined, and extensible set of catalogue item typologies.

Catalogue item types (aka profiles) are specifications of additional metadata fields to be added to the common metadata characterising every catalogue item. Each profile consists of a list of fields each having a

name, a mandatory directive (whether the field is mandatory or optional), a type (e.g., string, number, spatial extent), a max occur directive to specify whether the field can be instantiated one time only or many times), a default value, a descriptive note helping to understand the intended meaning of the field, a controlled vocabulary (if any) of allowed values to use to compile the field, and a validator (if any) to check the inserted value adherence to specific validation rules.

At the time of writing this deliverable (December 2022) there exist 10 different item types (see Table 1) defined during the operation of the SoBigData Catalogue. Each of these types is characterised by a specific set of attributes, controlled vocabularies and formats carefully describing the specific class of items.

Item Type name	Number of occurrences
Method	123
Dataset	102
Journal Article	76
Training Material	43
Conference Paper	26
Experiment	36
Application	10
Book Chapter	2
Research Article	1
Deliverable	1

Table 1. The SoBigData Item Types available and their occurrences in the catalogue

4.1 Operation Activity Indicators

In order to quantify the operation activity related to the SoBigData Catalogue, at the time of writing this deliverable (December 2022) the indicators in Table 2 have been collected.

Indicator Type	Value	Description
Catalogue Accesses	10.500	This is the total number of accesses to the SoBigData catalogue in the period January 2020 – mid December 2022. A chart reporting the per month figures is in Figure 8.
Catalogue Item Metadata Views	18.246	This is the total number of views to catalogue item metadata to the SoBigData catalogue in the period January 2020 – mid December 2022. A chart reporting the per month figures is in Figure 9.
Catalogue Item Resource Views	2.265	This is the total number of views to catalogue item resources (e.g. linked resources, payloads etc.) to the SoBigData catalogue in the period January 2020 – mid December 2022. A chart reporting the per month figures is in Figure 10.
Catalogue search / browse tasks	81.249	This is the total number of search and browse operations performed to the SoBigData catalogue in the period January 2020 – mid December 2022. A chart reporting the per month figures is in Figure 11.

Table 2. The SoBigData Catalogue Operation Activity Indicators up to mid December 2022

Figure 8, 9, 10 and 11 report column charts related to the monthly distribution of the operation activity indicators described in Table 2.

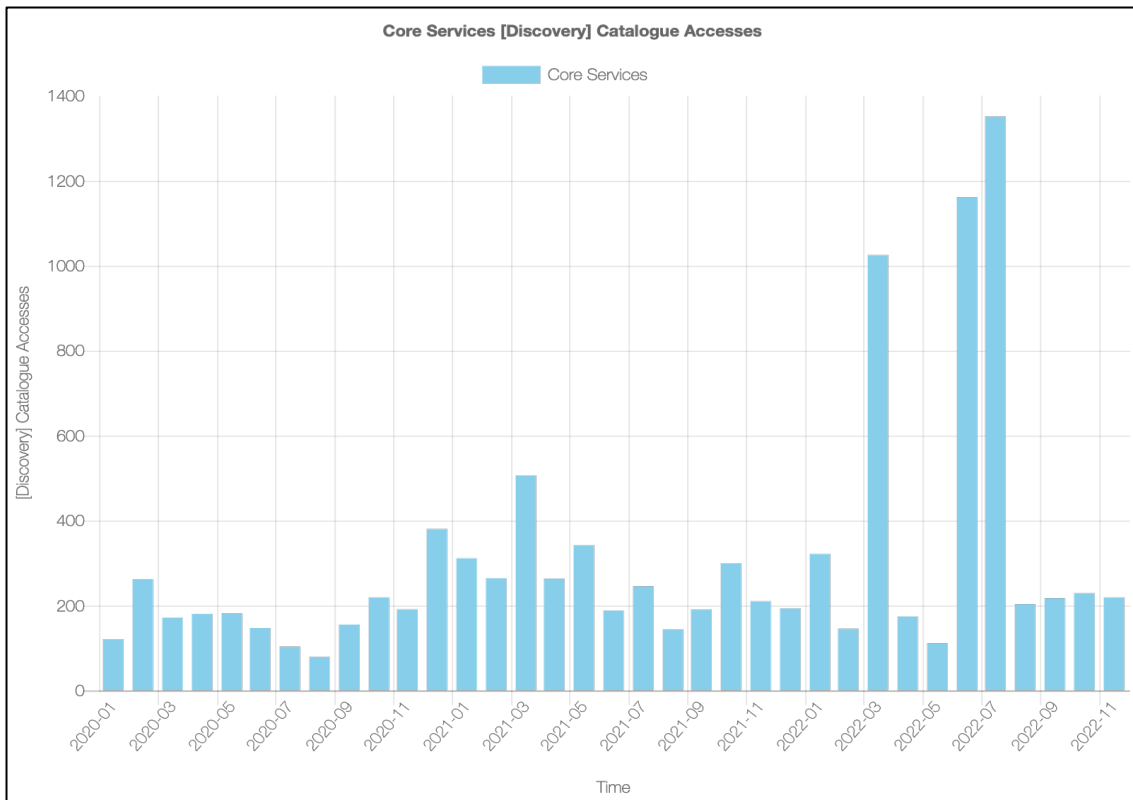


Figure 8. Catalogue Accesses monthly distribution during the period M1 - M35 (Jan 2020 to November 2022)

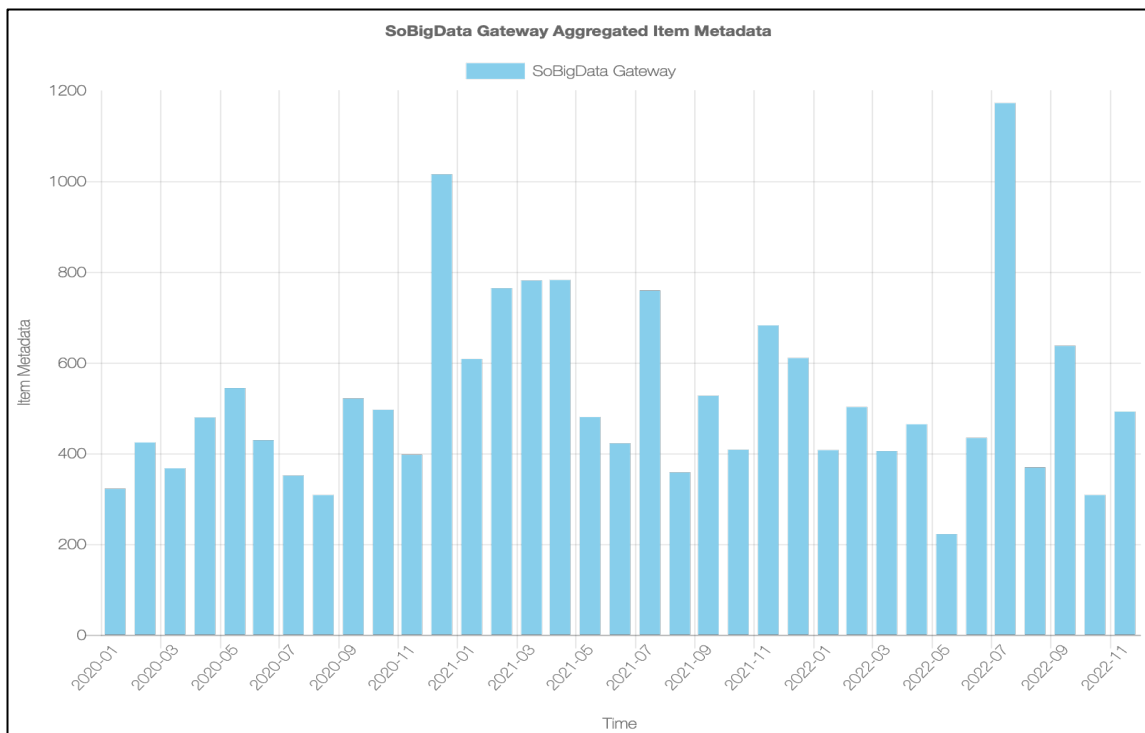


Figure 9. Catalogue Metadata views monthly distribution during the period M1 - M35 (Jan 2020 to November 2022)

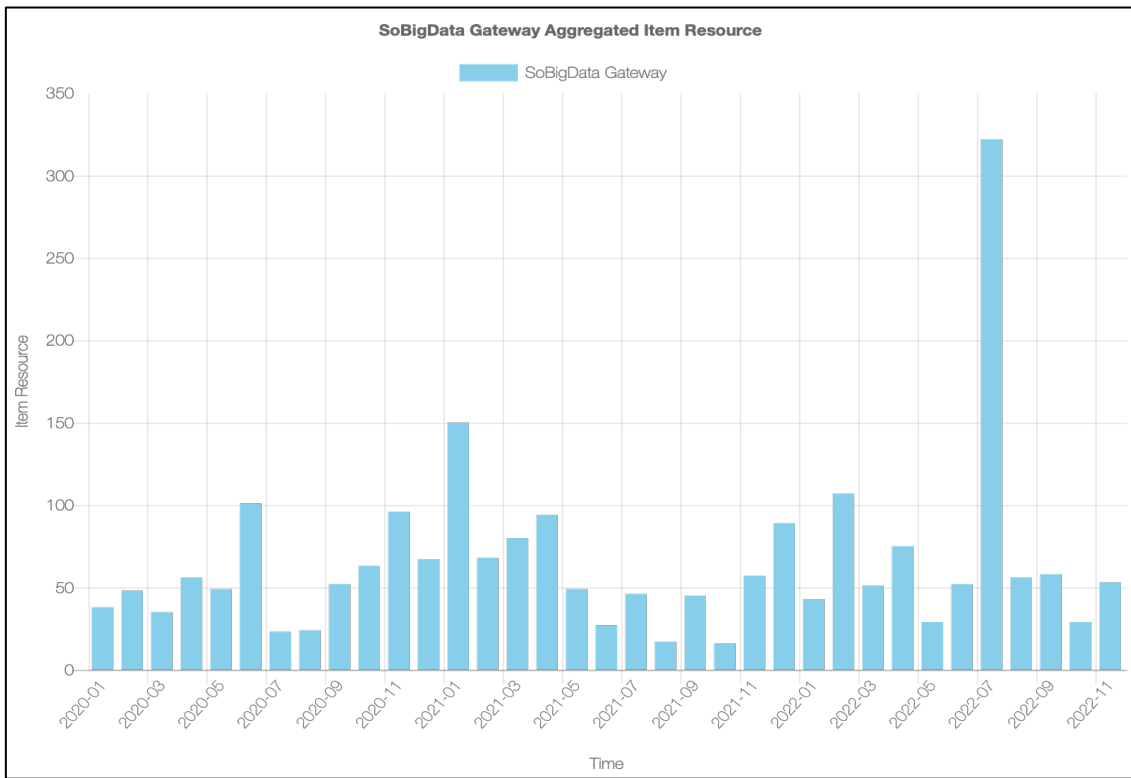


Figure 10. Catalogue Item Resource views monthly distribution during the period M1 - M35 (Jan 2020 to November 2022)

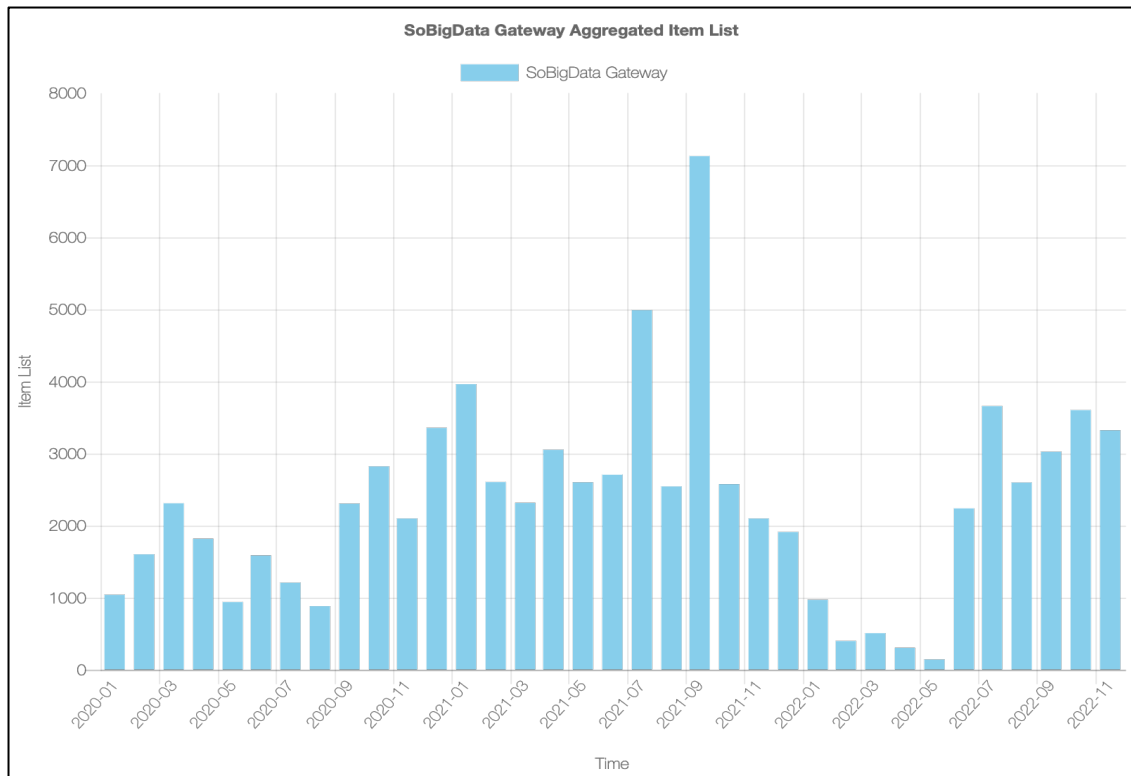


Figure 11. Catalogue Search & Browse tasks monthly distribution during the period M1 - M35 (Jan 2020 to November 2022)

5 SoBigData Analytics Services Deployment and Operation activity indicators

5.1 Social Mining Analytics Engine

As reported in Deliverable “D9.4 e- Infrastructure Common Facilities” [4], the Social Mining Analytics Engine (SMAE), or Method Engine, includes a set of services and components for performing data processing and mining on information sets. The Method Engine deployment is made up of two sets of clusters: the master and the worker clusters. Each of the two clusters is composed by 16 servers managed by a load balancer - HA-Proxy - that distributes the requests uniformly to these servers. The worker cluster serves cloud computations

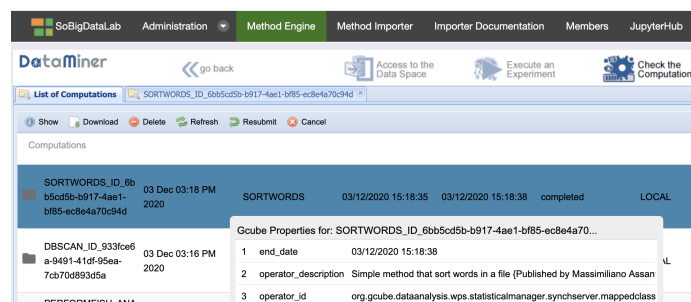


Figure 12. Method Engine instance available in SoBigData Lab VRE

As shown in Figure 12, the Method Engine is a service offered on the SoBigData Lab VRE. However it is available also in those Exploratory VREs (cf. Sec. 3) that have imported related methods into the e-infrastructure.

Methods Category	Methods number
Text Learning / Processing / Classification / Analytics	21
Archaeological Text Processing	6
Misinformation Detection	5
Web Analytics	2
Representation Learning	1
Image Analysis And OCR	1
Networks and Metrics	1
Examples	2

Table 3. The SoBigData imported methods available for executions up to mid December 2022

Table 3 reports indicators on the SoBigData imported methods in the Method Engine available for executions up to Mid December 2022. The number of methods has grown (almost doubled) during the reporting period.

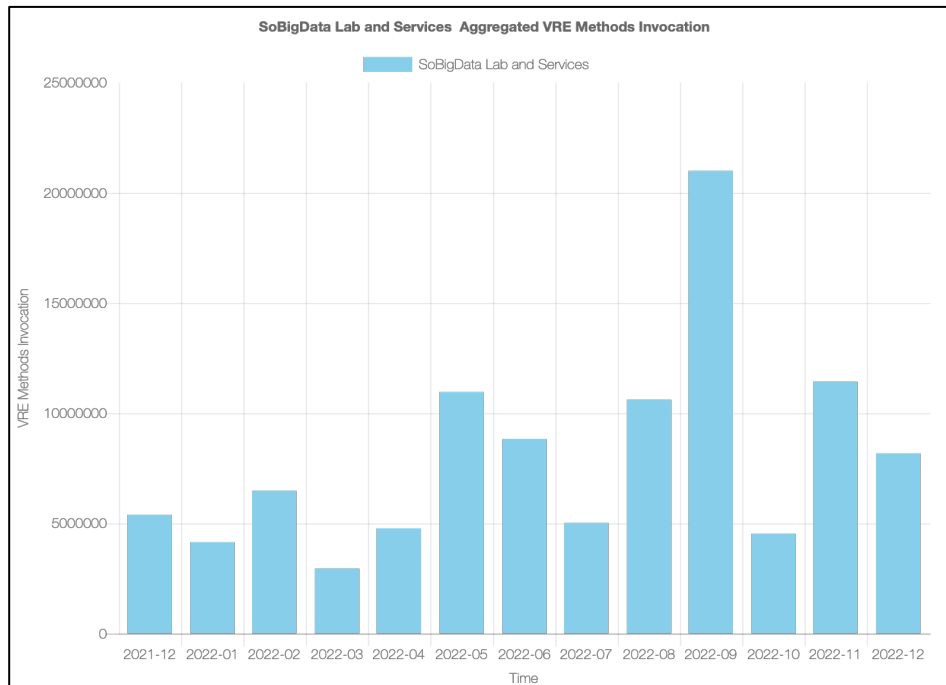


Figure 13. Number of Methods Executions monthly distribution during the last 12 months

Figure 13 reports on the number of method executions during the last 12 months. The monthly average number of executions is about 8M invocations, with peaks up until more than 20M in Sept. 2022.

5.2 Jupyterhub

The online coding and workflow system enables users to create live documents with code, text and visualisations that capture the whole research process: developing, documenting, and executing code, as well as communicating the results. As reported in Deliverable “D9.4 e- Infrastructure Common Facilities” [4], among the SoBigData++ coding common facilities available and integrated, JupyterHub allows executing Jupyter notebooks providing users with access to computational environments and resources of the e-infrastructure. A Kubernetes⁴ deployment (an open-source container-orchestration system for automating deployment, scaling, and management) has been selected to offer a way to automatically provision notebooks servers as containers, with the ability to select the image flavours to run and the resource limits (in terms of CPU and RAM). JupyterHub allows users to run different server instances (which might differ in hardware specifications or pre-installed libraries) according to the user’s need. SoBigData++ offers two

⁴ <https://kubernetes.io>

different server options, an *Official* instance and a *Staging* instance (see Figure 14). These instances are similar in capacity and have ready-to-use libraries that are useful to conduct the activities of SoBigData++. The main difference is that the *Staging* instance is used to test the installation of new libraries and software components before publishing them for general use. Images are automatically built and published to a container registry (DockerHub) to make them available for the Kubernetes cluster. The system is highly flexible, so new servers can be easily allocated as needed in SoBigData++, in order to meet the demands and needs of the users.

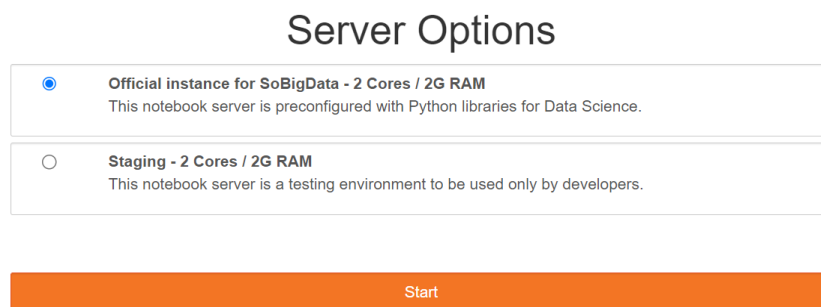


Figure 14. JupyterHub instance available in SoBigData Lab VRE with its server options available

Apart from the regular Notebook servers, new servers are deployed to meet user needs whenever necessary. Figure 15 shows an example of the dedicated server created for the eXplainable AI Summer School⁵ during August 2022.

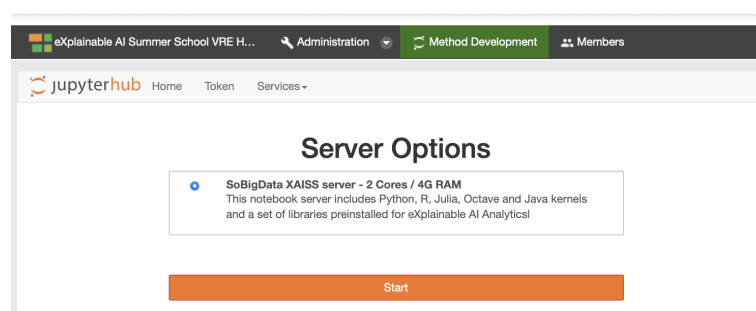


Figure 15. Dedicated server options for eXplainable AI Summer School

JupyterHub is a service offered in SoBigData, since its release in December 2020. The uptake of the service has been monitored to check whether the resources available on the cluster needed to be extended. As

⁵ XAISS: eXplainable AI Summer School 2022 <https://xaiss.eu>

shown in Figure 16, the JupyterHub cluster resources initially allocated did not require to be extended during the period.

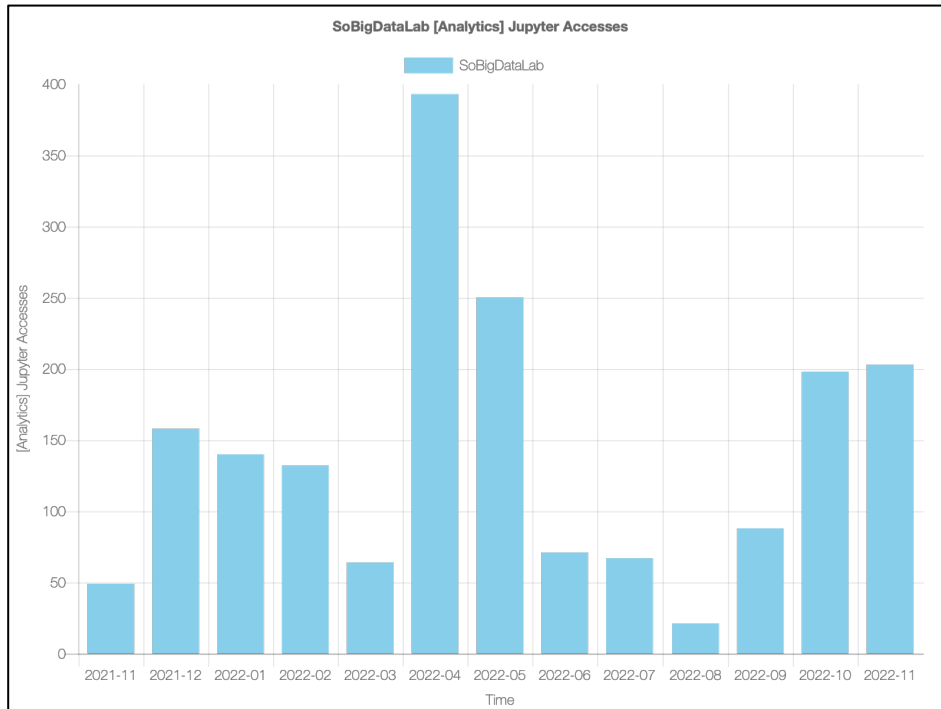


Figure 16. JupyterHub accesses monthly distribution in the last 12 months

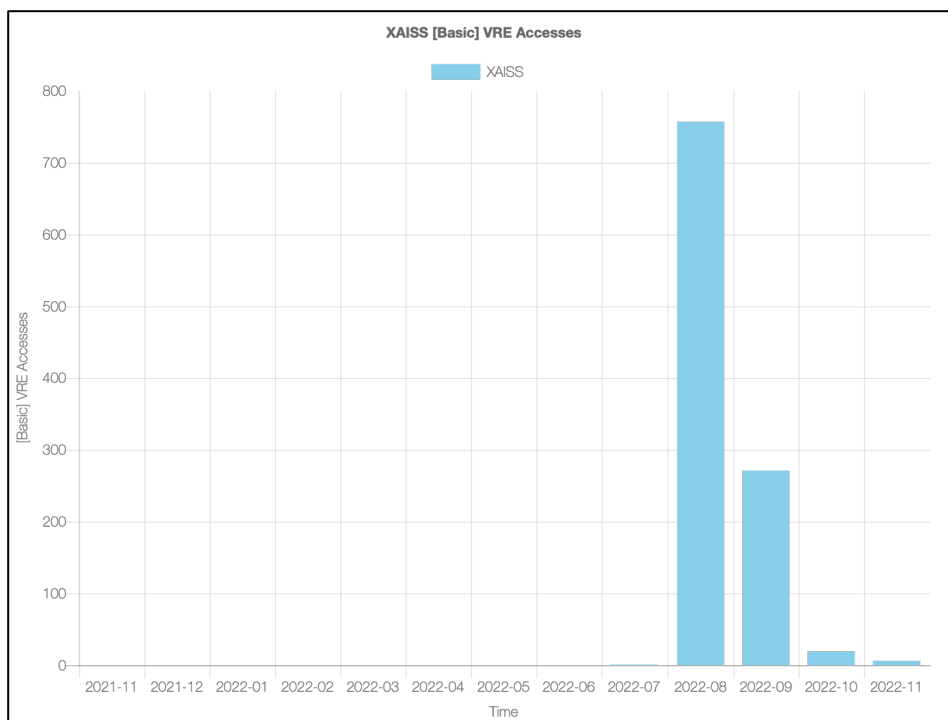


Figure 17. JupyterHub dedicated server accesses created for the eXplainable AI Summer School during August-September 2022.

Figure 17 shows a typical scenario when allocating a dedicated server to specific courses, to meet user needs whenever necessary. The JupyterHub resources initially allocated were not needed until the eXplainable AI Summer School started at the end of August 2022 (<https://xaiss.eu>), these resources were largely used in August and beginning of September.

6 Conclusions

The SoBigData e-infrastructure is a key product to be delivered by the SoBigData Plus Plus project to meet the needs of its target community and application scenarios. This deliverable has detailed the e-Infrastructure operation activity in the second reporting period, from M19 (January 2021) to M36 (December 2022), namely the Virtual Research Environments, the Catalogue, and the Analytics services.

As of mid December 2022, the e-infrastructure served more than 10,000 users by a total of more than 47,000 working sessions, with an average of 1350 working sessions per month with stable trend. This required to deal with approximately 130 issue tracker tickets (65 requests for support, 4 requests for incidents and bugs, 22 requests for new features, and 39 requests for Tasks, Virtual Machine or Container creations).

References

- [1] Assante M., Candela L., Castelli D., Cirillo R., Coro G., Frosini L., Lelii L., Mangiacrapa F., Marioli V., Pagano P., Panichi G., Perciante C., Sinibaldi F. (2019) *The gCube system: Delivering Virtual Research Environments as-a-Service*. Future Gener. Comput. Syst. 95: 445-453 <https://doi.org/10.1016/j.future.2018.10.035>
- [2] Assante M., Candela L., D. Castelli D., R. Cirillo R., G. Coro G., L. Frosini L., L. Lelii L., F. Mangiacrapa F., Pagano P., Panichi G., Sinibaldi F. (2019) *Enacting open science by D4Science*. Future Gener. Comput. Syst. 101: 555-563 <https://doi.org/10.1016/j.future.2019.05.063>
- [3] Assante M. and Candela L. and Cirilli R. and Dell'Amico A. and Frosini L. and Lelii L. and Mangiacrapa F. and Pagano P. and Panichi G. and Sinibaldi F. (2021) **SoBigData-PlusPlus - D9.1: SoBigData e-Infrastructure Operation Report 1** <https://openportal.isti.cnr.it/doc?id=people::9da112ec3396c6ea85c705b40c322889>
- [4] Assante M. and Bardi A. and Fernandez E. and Manzi A. and Pagano P. (2020) **SoBigData-PlusPlus - D9.4: SoBigData e- Infrastructure Common Facilities 1** <https://openportal.isti.cnr.it/doc?id=people::b82acc0fd6422e22b160a5b2f8295196>