

(*) Work supported by MIUR (Ministero dell'Istruzione, Universit  e Ricerca) in the framework of the *CRANGOO* and *ΦIDANET* projects, and by the Italian National Research Council (CNR), under the *IS-MANET* project.

Satellite systems not only have to face variable load multimedia traffic, but also variable channel conditions with large propagation delay. The variability in operating conditions is due both to changes in the traffic loads and to the signal attenuation on the satellite links, because of bad atmospheric events, which particularly affect transmissions in the Ka band (20-30 GHz). It is therefore stringent to make use of adaptive network management and control algorithms to maintain the Quality of Service (QoS) of the transmitted data. Our study considers the following scenario. A geostationary satellite network consists of N stations,

1. Introduction

Abstract. The paper aims at devising a control system for dynamic resource allocation in a packet-oriented satellite network. The traffic to be served is represented by TCP long-lived connections (elephants). A Master Station adaptively assigns bandwidth and transmission parameters (bit and coding rate) to TCP buffers at the earth stations, grouping connections characterized by the same source-destination pair. The assignment is effected according to each pair of traffic load and fading conditions, in order to reach a common goal. The latter may consist of maximizing the overall TCP goodput, of equalizing the connections' goodput for global fairness, or a combination thereof. Thus, there is a cross-layer interaction between the physical and data link layers, whereby fading plays a role in the overall bandwidth allocation, through the tradeoff between bandwidth and Bit Error Rate (BER) of TCP connections. Three different allocation strategies are devised, and their respective performance is compared, under a realistic link budget.

*Italian National Consortium for Telecommunications (CNT)
 University of Genoa Research Unit, Via Opera Pia 13, 16145 Genova, Italy
 National Laboratory for Multimedia Communications, Via Diodoleziano 328, Napoli, Italy
francco.davoli@cni.it, alberto.gotta@cni.it

*Nedo Celandroni!, Franco Davoli, Erina Ferro!, Alberto Gotta
 !ISTI-CNR, Area della Ricerca del C.N.R., Via Moruzzi 1, I-56124 Pisa, Italy
nedo.celandroni@isti.cnr.it, erina.ferro@isti.cnr.it

A Dynamic Cross Layer Control Strategy for Resource Partitioning in a Rain Faded Satellite Channel with Long-Lived TCP Connections (*)

among which a master station exerts, in addition, the control on the access to the common resource, i.e., the satellite bandwidth, and $N-1$ traffic stations exchange non-real-time (bulk) traffic. The traffic consists of a number of long-lived TCP connections (also called *elephants* [1]) any station may have with any other station in the network. In [2] and [3] the application of adaptive FEC (Forward Error Correction) was investigated, to optimize the efficiency of TCP connections over AWGN (additive white Gaussian noise) links with high delay-bandwidth product. This case well matches transmissions over rain faded geostationary satellite channels, with fixed user antennas. In our study, we thus adopt the same philosophy and operate at the physical level, by trading the bandwidth of the satellite link for the packet loss rate due to data corruption. In fact, over wireless links, any gain in the *bit error rate* (BER) (i.e., in the packet loss) is generally obtained at the expenses of the *information bit rate* (IBR), and the end-to-end transfer rate of a TCP connection (also called *goodput*) increases with the IBR and decreases with the BER. The adaptation techniques adopted do not interfere in any way with the normal behaviour of the TCP stack; the end-to-end protocols are thus left unaltered, while the transmission parameters of the satellite link are appropriately tuned-up. It has been shown in [2] that, given an available radio spectrum, antenna size, and transmission power, the selection of a modulation scheme and a FEC type allows choosing the BER and the IBR of the link that maximize the goodput of a TCP connection. This optimization can be done for different channel quality conditions, whose variability is due, for example, to the variable attenuation of the signal caused by changing atmospheric events. The optimal transmission parameters, for each channel condition, can be reported in look-up tables and then applied in an adaptive fashion.

In this paper, we study bandwidth, bit and coding rate allocation methods for TCP long-lived connections that are in effect on a number of source-destination (SD) pairs over satellite links, which may be generally subject to different fading conditions. In this situation, connections belonging to the same SD pair feed a common buffer at the IP packet level in the earth station, which sees a transmission channel with specific characteristics; the latter may generally be different from those of other SD pairs originating from the same station or from other stations. The bandwidth allocated to serve such buffers is shared by all TCP connections in that group, and, once fixed, it determines the best combination of bit and coding rates for the given channel conditions. The goal of the allocation is to satisfy some global optimality criterion, which may involve goodput, fairness among the connections, or a combination thereof. Therefore, in correspondence of a specific situation of channel conditions, determined by the various up- and down-link fading patterns, and a given traffic load, we face a possible

When a number of long-lived TCP sources share the same bottleneck-rate link, it was empirically observed in [8] (by making use of simulation) that, if all connections have the same latency, they obtain an equal share of the link bandwidth. This is strongly supported by our simulations as well (see Table I below, obtained by using ns-2 [9]), where we suppose the bottleneck is the satellite link. As the latency introduced by a geostationary satellite is quite high (more than half a second) it is reasonable to assume that the additional latency introduced by the satellite access network in the entire link path is negligible with respect to the satellite one, and that all connections have the same latency.

2. Goodput estimation of long-lived TCP connections

The paper is organized as follows. Section 2 summarizes previous results on the bandwidth-BER tradeoff for the maximization of TCP goodput, which are needed in the subsequent optimized bandwidth allocation. The criteria for the latter are outlined in Section 3, and the ensuing optimal allocations and performance indexes are defined. In Section 4, the optimal allocations are derived from the analytical model under a realistic satellite link budget, and the corresponding performance indexes are evaluated. The strategies, optimized with respect to goodput and fairness, are also compared with a simplified method, obtained by merely considering the satisfaction of a fixed BER threshold. Section 5 contains the conclusions and directions for further research.

Though there is a vast literature on performance aspects related to the adaptation of TCP congestion control mechanisms over large bandwidth-delay product and error-prone satellite channels (see, e.g., [4] and references therein and [5]), as well as on resource allocation and Quality of Service (QoS) control in broadband packet networks [6], even in the satellite environment (e.g., [7] and [4, 5]), to the best of the authors' knowledge, this is the first attempt to conjugate TCP over satellite performance and resource allocation, in the framework of a cross-layer approach.

In these three cases, the indexes chosen for the performance evaluation of the system are the TCP connections' *Goodput* and the *fairness* of the allocations. The optimal allocations are numerically derived on the basis of an analytical model, under different fade patterns.

will refer to these allocation strategies as TCP-CLARA (Cross Layer Approach for Resource Allocation). Specifically, we consider three allocation criteria within this general philosophy. mentioned IP buffers for each SD pair, and the corresponding transmission parameters. We

obtained for the goodput estimation, with a 1% confidence interval at 99% level, over a range which was validated by means of ns2, for values of $\gamma \neq 1$. Simulation results have been simulations needed to verify this observation, a fluid simulator has been employed [11], respect to individual variations of the parameters q , μ and n . Owing to the high number of c_l , for fixed values of the parameter $\gamma = q \left(\frac{\mu}{h} \right)^2 \tau^5$, the goodput has a limited variation with

bottleneck link. For low values of q , we find out, by simulations, that, given a fixed value of Relation (1) is rather accurate for high values of q , i.e., far apart the saturation of the

$$(1) \quad T_g = \frac{\tau \left[\frac{\mu}{h} \sqrt{\frac{3}{2bq}} + T_o \min \left(1, 3 \sqrt{\frac{3bq}{8}} \right) q(1 + 32q^2) \right]}{1 - q}$$

the bottleneck rate) goodput can be expressed as normalization and multiplying it by $1 - q$ for a better approximation, the relative (normalized to

Then, by exploiting the expression of the send rate derived in [10], dividing it by $\frac{\mu}{h}$ for ACK segment received by the sender TCP, and T_o the timeout estimated by the sender TCP. least equal to the product $\mu \tau$. Let also b be the number of segments acknowledged by each the same link also share an IP buffer, inserted ahead the satellite link, whose capacity is at rate q . We have $\tau = c_l + 1/\mu$, where c_l is the channel latency. The TCP connections that share satellite link queue is empty. Moreover, assume the segment losses to be independent with transmission of a segment and the reception of the relative acknowledgement, when the segments/s, n the number of TCP sources, and τ the delay between the beginning of the the bottleneck rate itself. Let μ be the bottleneck (the satellite link) rate expressed in which is estimated for infinite bottleneck rate, and thus it is valid far apart the approaching of the goodput of a TCP Reno agent. A first relation that can be used is the one taken from [10], In order to avoid time consuming simulations, reasonable estimations can be constructed for

q	Connect. #1	Connect. #2	Connect. #3	Connect. #4	Connect. #5	Total
10^{-1}	0.0090-3%	0.0090-0.8%	0.009-0.7%	0.0090-0.6%	0.0092-2%	0.0452-0.4%
10^{-2}	0.0469-0.64%	0.0471-2.3%	0.470-1.5%	0.0466-3.1%	0.0468-1.6%	0.234-0.4%
10^{-3}	0.165-2.4%	0.169-2.6%	0.164-4.3%	0.169-5.3%	0.169-1.3%	0.836-0.67%
10^{-4}	0.198-3.1%	0.199-2.5%	0.199-0.5%	0.196-2.2%	0.202-2.3%	0.994-0.03%
TCP Reno (no delayed ACKs) goodput of 5 connections sharing a link with a bottleneck rate of 455 segments/s, link latency 0.5 s - (ns2 simulations)						

TABLE I
GOODPUT OF 5 TCP CONNECTIONS WITH CONFIDENCE INTERVALS AT 99% LEVEL FOR DIFFERENT VALUES OF THE SEGMENT LOSS RATE.

$$\begin{aligned}
l^e(7/8) &= 63.6 - 19(E^c/N_0) + 1.94(E^c/N_0)^2 - 0.067(E^c/N_0)^3 ; & 6 \leq E^c/N_0 \leq 10 \text{ dB} \\
l^e(3/4) &= e^{-0.44E^c/N_0 + 3.45} ; & 4 \leq E^c/N_0 \leq 8 \text{ dB} \\
l^e(1/2) &= e^{-0.32E^c/N_0 + 1.87} ; & 0 \leq E^c/N_0 \leq 5 \text{ dB} \\
p^e(7/8) &= 10^{-(1.6E^c/N_0 - 5)} ; & 6 \leq E^c/N_0 \leq 10 \text{ dB} \\
p^e(3/4) &= 10^{-(1.6E^c/N_0 - 2.04)} ; & 4 \leq E^c/N_0 \leq 8 \text{ dB} \\
p^e(1/2) &= 10^{-(1.6E^c/N_0 + 3)} ; & 0 \leq E^c/N_0 \leq 5 \text{ dB}
\end{aligned}
\tag{4}$$

l^e analytically as functions of the coding rate and the E^c/N_0 ratio. We have in order to make q computations easier, we interpolated data of Fig. 1 and expressed p^e and sided noise spectral density ratio).

The complete set of data is plotted in Fig. 1 versus E^c/N_0 (channel bit energy to one-burst characteristics for BER values even less than 10^{-9} , we resorted to extrapolation for some obtained through numerical simulation in [2]. Since we needed to evaluate the BER and error (standard NASA 1/2 rate with constraint length 7 and derived punctured codes), while l^e was error burst length (abl). We took p^e data from the Qualcomm Viterbi decoder data sheet [12] where p^e is the bit error probability (BER), l_s is the segment bit length and l^e is the average

$$q = \frac{l^e}{1 - (1 - p^e)^{l_s}}
\tag{3}$$

satellites and fixed earth stations. The segment loss rate q can be computed as [2]: We assume to operate on an AWGN channel, a reasonable approximation for geostationary

$$\begin{aligned}
y=1, T^g = 0.575. \text{ For } y > 1, \text{ we adopt instead relation (1), with } b=1. \\
\text{where } a_0 = 0.995; a_1 = 0.11 [s^{-3}]; a_2 = -1.88 [s^{-6}]; a_3 = 1.98 [s^{-9}]; a_4 = -0.63 [s^{-12}]. \text{ For} \\
T^g = a_0 + a_1y + a_2y^2 + a_3y^3 + a_4y^4 ; \quad y \leq 1,
\end{aligned}
\tag{2}$$

the so-called *Delayed ACKs* option ($b=1$), the polynomial interpolating function results to be double hop, plus some delay for terrestrial links and some processing time), in the absence of c_1 , equal to 0.6 s (a value that takes into account half a second of a geostationary satellite coefficients have been estimated with the least squared errors technique. Assuming a constant interpolated such mean values with a 4-th order polynomial approximating function, whose corresponding to the same y never deviate for more than 8% from their mean. We then of values of $\frac{n}{M}$ between 20 and 300, and n between 1 and 10. For $0 \leq y \leq 1$, goodput values

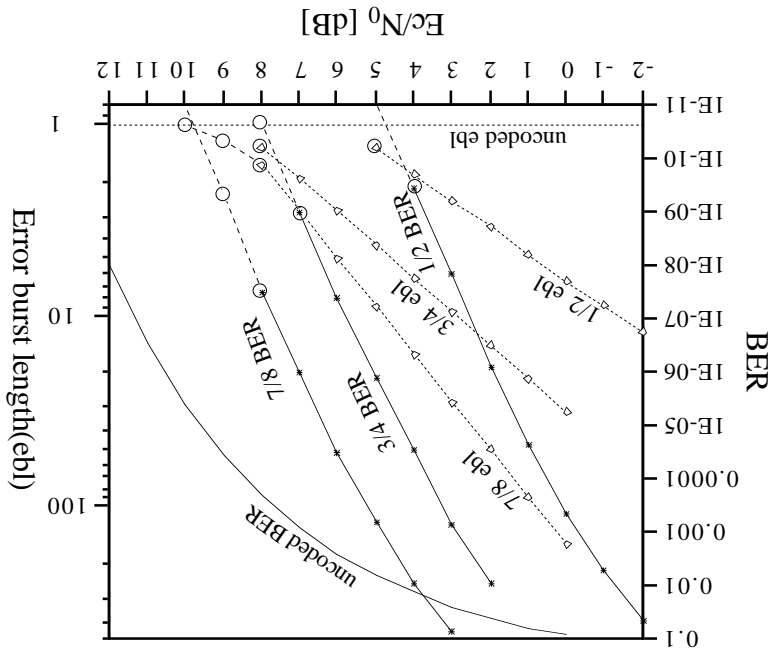
where B is the link rate in segments/s in clear sky conditions. In [2] it is shown that, for a given hardware being employed (modulation scheme/rate, FEC type/rate), a set of transmission parameters maximize the absolute goodput for each channel condition. Given B and C/N_0 (which results from a given link budget calculation), and for all

the bottleneck rate, i.e.,

$$\hat{T}_g = T_g \frac{n}{\mu} = T_g \frac{1}{B} \cdot \frac{n}{r_{cs}} \quad (6)$$

The TCP goodput relative to the bottleneck rate is a decreasing function of the segment loss rate q , which, in its turn, is a decreasing function of the coding redundancy applied in a given channel condition C/N_0 (carrier power to one-sided noise spectral density ratio; see Section 4 for the relation between C/N_0 and E_c/N_0) and for a given bit rate b_r . The combination of channel bit rate and coding rate gives rise to a redundancy factor $r_{cs} \geq 1$, which represents the ratio between the IBR in clear sky and the IBR in the specific working condition. The absolute goodput of each TCP connection \hat{T}_g is obtained by multiplying the relative value by

Fig. 1. BER and average burst length versus E_c/N_0 for different values of convolutional coding rates. Extrapolated values are circled.



where $erfc$ is the complementary error function.

$$p_e(1/1) = \frac{1}{2} erfc \left(10^{(E_c/N_0)/20} \right) ; \quad l_e(1/1) = 1; \quad (5)$$

For the uncoded case we have [13]

We make the following assumptions.

1. The end-to-end delay of the TCP connections is the same for each station. This means that the TCP connections are opened in the traffic station itself; they do not come from remote sources, where bottlenecks, possibly present in the terrestrial network, may introduce additional random delays. This corresponds to the case of having the users directly connected to the satellite earth station or through a local access network.
2. In each station, there is an IP buffer for each SD pair, and we say that the TCP connections sharing it belong to the same class; obviously, they experience the same up-link and destinations down-link conditions. Irrespective of the station they belong to, let $F = N(N-1)$ be the total number of connection classes, corresponding to all possible SD pairs. Some of them

the network.

rates to the IP buffers serving each specific link, given the fading conditions and the load of The problem we address in the following is thus the assignment of bandwidth, bit and coding fading, as well as its relative load in terms of ongoing TCP connections.

assignments should take into account the particular situation of each link, determined by the for given bandwidth and channel conditions influences the TCP goodput, optimized to the goal that one wants to achieve. In any case, since the choice of transmission parameters available for the traffic stations, there are different ways of assigning it to the links, according representing the physical channels between possible SD pairs, and a total satellite capacity. It should be clear by now that, if we have a number of links across the satellite network, (satellite capacity).

it (as a special case, this situation could also represent a service provider, managing the whole satellite capacity, which has been assigned to a specific organization and can be managed by respect, we may consider a private network, operating on a portion of the total available master station are limited to resource assignment and synchronization. Note that, in this payload and $N-1$ traffic stations. We assume to operate in single-hop, so that the tasks of the Consider now a satellite network, consisting of a bent-pipe (transparent) geostationary

3. The Bandwidth Allocation Problem

the link budget corresponding to the Eutelsat satellite Hot Bird 6 are given in Section 4.

T_g^g is taken from (1) or (2), and q is computed with (3) and (4) or (5). Numerical examples for goodput are obtained as mentioned above: then, the maximum value is selected. The value of possible bit rates, we must compute T_g^g for all allowable coding rates. The actual values of the

may experience the same fading, but they are anyway distinguished, as they share different buffers.

3. In the present paper, we consider the bandwidth assignment in static conditions. In other words, given a certain number of ongoing connections, distributed among a subset \underline{F} of SD pairs, characterized by a certain fading attenuation, we find the optimal assignment as if the situation would last forever. Clearly, in a dynamic environment, under variable fading conditions and with starting/ending TCP sessions, our calculations would be performed again at each change of parameters. Possible ways of adaptive allocation are the matter of current investigation. For the time being, our numerical results will be limited to the static case, in order to assess the gain resulting from the optimized assignment.

We assume that, if the fading conditions of an active class i ($i = 1, 2, \dots, \underline{F}$) are such that a minimum goodput $T_{g,thr}^{(i)}$ cannot be reached by its connections, the specific SD pair would be considered in outage, and no bandwidth would be assigned to it.

Let $B_i \in [0, W]$ (where W is the total bandwidth to be allocated, expressed in segments/s), $r_i^{cs} \in \{\mathcal{R}_1, \dots, \mathcal{R}_p\}$, and n_i^c , $i = 1, \dots, \underline{F}$, be the bandwidth, the redundancy factor, chosen in the set of available ones (each value \mathcal{R}_i corresponds to a pair of bit and coding rates), and the number of connections, respectively, of the i -th SD pair. Note that, in the cases where different bit and coding rates yield the same redundancy factor, the pair giving rise to the minimum BER will be selected.

We consider two basically opposite ways of assigning the bandwidth (which corresponds to setting the parameters of the scheduler serving the buffers that use a given station up-link), together with the transmission parameters:

- G1) To maximize the global goodput, i.e.,

$$(7) \quad \max_{B_i \in [0, W], r_i^{cs} \in \{\mathcal{R}_1, \dots, \mathcal{R}_p\}, i=1, \dots, \underline{F}} \sum_{i=1}^{\underline{F}} n_i^c \hat{T}_g^{(i)},$$

$$(8) \quad \text{subject to } \sum_{i=1}^{\underline{F}} B_i = W$$

- G2) To reach global fairness, i.e., to divide the bandwidth (and assign the corresponding transmission parameters, i.e., channel bit and coding rate) in such a way that all SD pairs achieve the same goodput.

- Tradeoff Strategy*. The following steps are performed:
1. Compute the pairs (B_i^*, r_i^*) , $i = 1, \dots, F$, maximizing the global goodput (7), under constraint (8);
 2. Compute the pairs $(\underline{B}_i, \underline{r}_i)$, $i = 1, \dots, F$, corresponding to the goodput equalizing fair choice;
 3. Calculate the final allocation as $\underline{B}_i = \underline{B}_i^* p + B_i^* (1 - p)$, $i = 1, \dots, F$, where $0 < p \leq 1$ is a tradeoff parameter, along with the corresponding bit and coding rates.

As usually one may want to achieve what one believes to be a reasonable combination of goodput and fairness, we propose the following two strategies, which will then be evaluated numerically in the next Section.

The goodput equalizing fair allocation can be reached by starting from an allocation proportional to the number of TCP connections per SD pair, computing the average of the corresponding optimal (in the choice of transmission parameters) goodputs, then changing the *mbu* allocations (under constraint (8)) by discrete steps, in the direction that tends to decrease the absolute deviation of each SD pair's goodput from the average, and repeating the operation with the new allocations. A reasonable convergence, within a given tolerance interval, can be obtained in few steps.

Note that, even though the goodput optimization formulas of Section 2 are applied in both cases, the two goals are different and will generally yield different results in the respective parameters: maximizing the global goodput may result in an unfair allocation (in the sense that some SD pairs may receive a relatively poor service), whereas a fair allocation generally does not achieve globally optimal goodput.

As far as the single goals are concerned, the relative calculations may be effected as follows.

- The maximization in (7) is over a sum of separable nonlinear functions (each term in the sum depending only on its specific decision variables, coupled only by the linear constraint (8)). As such, it can be computed efficiently by means of Dynamic Programming [14, 15], if the bandwidth allocations are expressed in discrete steps of a *minimum bandwidth unit (mbu)*, which is the minimum granularity that can be achieved.

where $L = \sum_{f=1}^F n^{(f)}$ is the total number of ongoing TCP connections, and $\bar{T}_g = \frac{1}{L} \sum_{k=1}^L T_g^{(k)}$ is the average goodput. Note that $f=1$ when all goodputs are equal, and $f=0$ when the unbalance among the connections is maximized, i.e., the goodput is $\bar{T}_g \cdot L$ for one connection and 0 for the others (yielding a deviation from the average $(\bar{T}_g \cdot L - T_g) + |0 - \bar{T}_g| \cdot (L - 1) = 2\bar{T}_g \cdot L - 2T_g$, which is the denominator of (10)).

$$f_f = 1 - \frac{\sum_{f=1}^F |T_g^{(f)} - \bar{T}_g|}{2\bar{T}_g(L-1)} \quad (10)$$

Fairness Factor:

where (B_i, r_i) is a generic choice and (B_i^*, r_i^*) is the goodput-maximizing one.

$$f_g = \frac{\sum_{f=1}^F n^{(f)} T_g^{(f)}(B_i^*, r_i^*)}{\sum_{f=1}^F n^{(f)} T_g^{(f)}(B_i, r_i)} \quad (9)$$

Goodput Factor:

comparison:

In order to comparatively evaluate the different options, we define the following terms of link, multiplied by the corresponding redundancy.

threshold. The bandwidth assignment is done proportionally to the number of connections per rate) to each SD pair, in order to keep the BER on the corresponding channel below a given **Threshold** in the following), which only assigns the transmission parameters (bit and coding As a term of comparison, we will also consider another possible strategy (termed **BER**

$$\left[\max(\underline{B}_i(1-\beta), 0), \min(\underline{B}_i(1+\beta), W) \right], \text{ instead of } [0, W], i = 1, \dots, F.$$

maximization in (7), with \underline{B}_i varying in the range

3. Compute the global goodput maximizing allocation, by effecting the constrained maximization in (7), with \underline{B}_i varying in the range
2. Choose a change coefficient $\beta \geq 0$;
- choice;

1. Compute the pairs (\underline{B}_i, r_i) , $i = 1, \dots, F$, corresponding to the goodput equalizing fair

Range Strategy. The following steps are performed:

4. Numerical results

We considered a fully meshed satellite network that uses bent-pipe geostationary satellite channels. This means that the satellite only performs the function of a repeater and it does not make any demodulation of data. The system operates in TDMA mode. The master station maintains the system synchronization, other than performing capacity allocation to the traffic stations. The master station performance is the same as the others, thus the role of master can be assumed by any station in the system. This assures that the master normally operates in pretty good conditions, because when the current master's attenuation exceeds a given threshold, its role is assumed by another station that is in better conditions. To counteract the signal attenuation the system operates bit and coding rates changing. Traffic stations transmit in temporal slots assigned by the master. Table II reports the most significant system parameters. In order to compute the link budget, we considered a portion of the Ka band (20/30 GHz) transponder of the Eutelsat satellite Hot Bird 6, and took data from the file "Hot Bird 6 data sheet.fm", which is downloadable from [16]. We consider exploiting 1/4 of the transponder power. Our carrier is modulated in QPSK (quadrature phase shift keying) at 5, 2.5 or 1.25 Msymbols/s; thus, the resulting uncoded bit rates range from 10 to 2.5 Mbit/s. A 1/2 convolutional encoder/Viterbi decoder is employed, together with the punctured 3/4 and 7/8 codes for a possible total 12 combinations of bit/coding rates. The net value of about 7.5 dB of E_c/N_0 ($C/N_0=77.5$ dB), with the maximum modulation rate and the 7/8 coding rate, is assumed as the clear sky condition. In clear sky, after the Viterbi decoder, the bit error rate is about 10^{-7} . The *mbu* size, i.e., the minimum bandwidth unit that can be allocated, has been taken equal to 5 kbit/s; this value is referred to clear sky conditions.

In order to compute the resulting net values of E_c/N_0 at the earth station receiver input we used relation (11) below.

$$E_c/N_0 = C/N_0 - 10 \log_{10} b_r - m_r \quad (11)$$

where b_r is the uncoded data bit rate in bit/s and m_r is the modem implementation margin (taken equal to 1 dB).

We have assumed $b=1$ (no *Delayed ACKs* option) and $T_o=1.5$ s when using relation (1). We also considered $l_s = 4608$ (576 bytes), which is the default segment length assumed by sender and receiver TCPs, when no other agreement has been possible.

can be noted that constantly keeping the BER below a given threshold lowers the goodput and other, more general ones, which will be the subject of forthcoming research.

The following figures 2-4 have been obtained, by using the above data, by means of the TEAM (TCP Elephant bandwidth Allocation Method) modeling and optimization software, which was specifically developed to implement the mechanisms proposed in this paper and

Record#	Class 1	Class 2	Class 3	Class 4	Class 5	Class 6	Class 7	Class 8	Class 9	Class 10
	C/N ₀ :n _c	C/N ₀ :n _c	C/N ₀ :n _c	C/N ₀ :n _c	C/N ₀ :n _c	C/N ₀ :n _c	C/N ₀ :n _c	C/N ₀ :n _c	C/N ₀ :n _c	C/N ₀ :n _c
1	78.0:2	77.0:3	76.1:2	68.9:4	74.0:2	75.0:3	76.5:1	71.8:4	76.3:3	76.6:6
2	78.0:2	68.0:3	76.1:2	68.9:4	73.0:2	73.0:3	75.0:1	72.0:4	76.3:3	76.6:6
3	78.0:2	72.0:3	76.1:2	69.9:4	73.0:2	75.0:3	76.5:1	71.8:4	76.3:3	63.0:6

TABLE III. CONFIGURATION OF THE 3 TESTS (n_c is the number of TCP connections in the relevant class).

TABLE III.

Stations antenna diameter	1.2 m
Stations power	7 dBW
Satellite G/T	13 dB/BK
Satellite transponder E.I.R.P. (effective isotropic radiation power)	52 dBW
Share of the satellite transponder power	1/4
Maximum capacity of the carrier (QPSK modulation)	10 [Mbit/s]
Min. net E_c/N_0 in clear sky conditions	7.5 [dB]
Possible data coding rates	7/8 (clear sky), 3/4, 1/2
Information bit rate in clear sky at 7/8 coding rate	8.75 [Mbit/s]
Information bit rate in clear sky conditions at 7/8 coding rate after system overhead	8 [Mbit/s] = 1600 mbps

TABLE II. MOST SIGNIFICANT VALUES OF THE TDMA SYSTEM CONSIDERING THE HOT BIRD 6 KA PAYLOAD.

TABLE II.

[dB]) and the number of TCP connections in each class. Table III shows the configurations of the three tests carried on, denoting the link status (C/N_0 the values of C/N_0 available in our situation, even in clear sky conditions. Following 7 ones: 10 Mbit/s, with code rates 7/8, 3/4, and 1/2; 5 Mbit/s, with code rates 3/4, and 1/2; 2.5 Mbit/s, with code rates 3/4 and 1/2. The uncoded case results inapplicable with goodput, because some of them result inefficient. The possible cases are then limited to the maximum. Actually, not all combinations of bit and coding rates must be probed to find the maximum

not always maximizes the fairness (as can be seen in Fig. 4); moreover, enforcing a constant lower BER lowers the goodput, without any appreciable gain in fairness.

The *Tradeoff* and *Range* strategies have a similar behavior, though they span different values of goodput and fairness factors, depending on the system parameters. In all cases, as expected, the goodput factor increases and the fairness factor decreases with increasing ρ and β . In general, the span of the *Tradeoff* strategy's goodput and fairness index values is wider in the interval $[0, 1]$ than that of the *Range* strategy, but it must be noted that the parameter β could be increased beyond 1, within the limits imposed by the total bandwidth available.

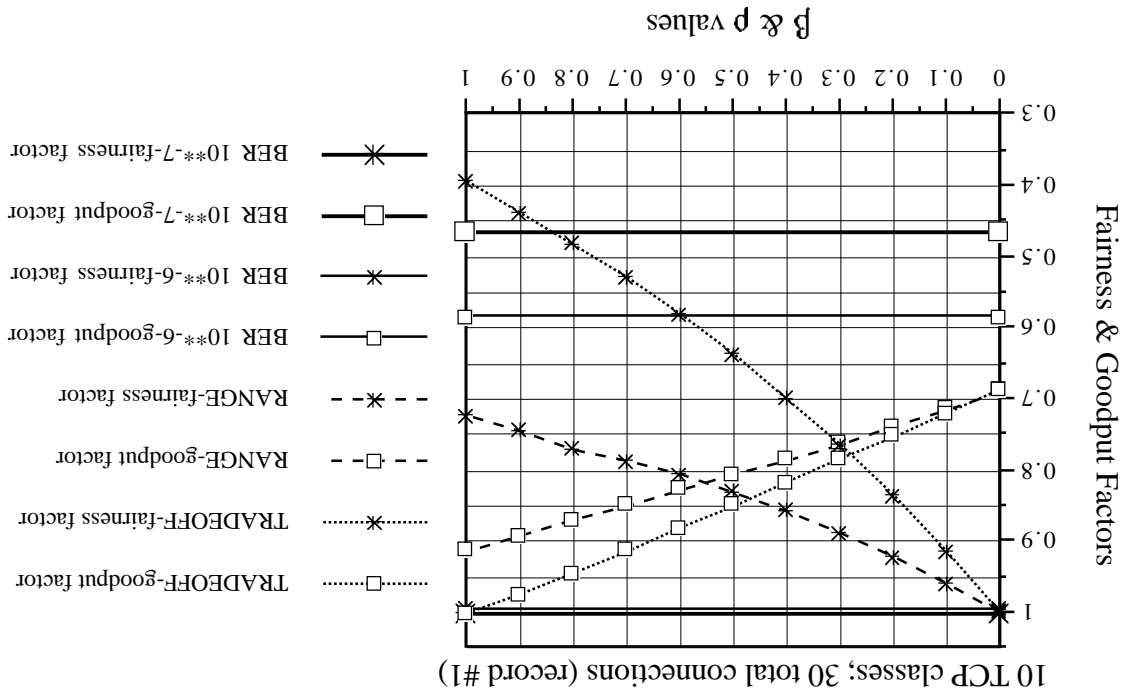
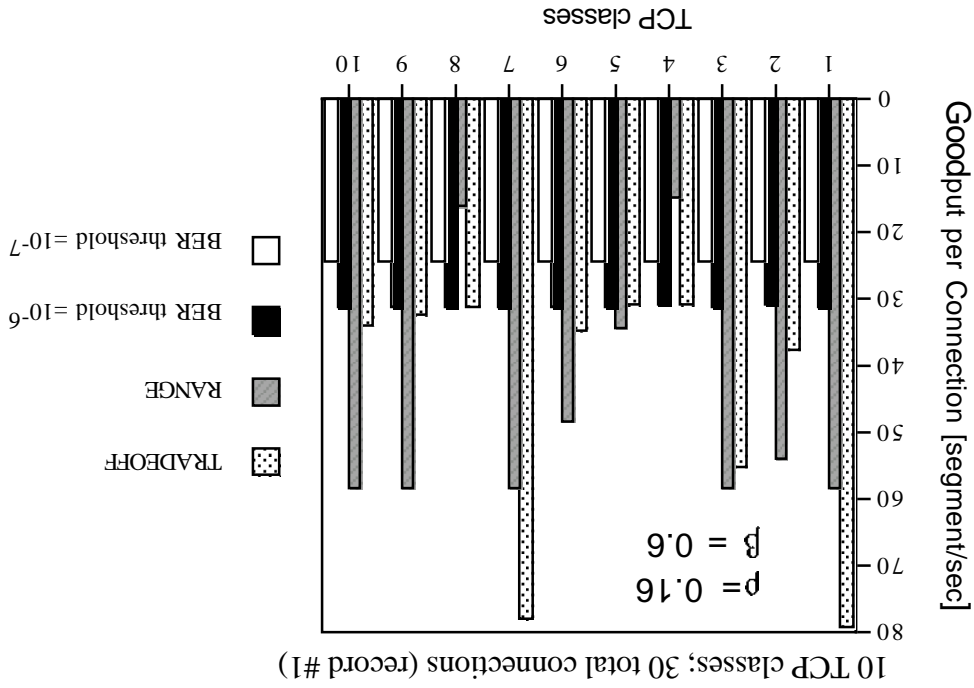


Fig. 2. Goodput and fairness indexes for the data in record #1.

Fig. 5. Goodput per TCP class for the data in record #1.



As a final comparison, Figs. 5-7 show the goodput per connection in the three cases considered, for all classes, with the two selected values $p=0.16$ and $\beta=0.6$, and for all strategies. In Figs. 5 and 7, the goodputs corresponding to the *Tradeoff* strategy are always higher than those of the *BER Threshold* strategies. However, it is not so in Fig. 6, which makes it difficult to draw a general conclusion in this sense. In perspective, an adaptive choice of the coefficients, even within possible predefined limits (such as imposing a minimum threshold on the fairness, like we have done), may turn out to be advisable. This is the matter of current investigation.

Record #	Range, $\beta = 0.6$		Tradeoff, $p = 0.16$		BERThreshold, thr = 10 ⁻⁶		BERThreshold, thr = 10 ⁻⁷	
1	TEAM	1313.0	TEAM	1172.5	TEAM	928.7	TEAM	737.7
	ns2	1318.9	ns2	1176.2	ns2	930.9	ns2	736.0
2	TEAM	1032.9	TEAM	912.7	TEAM	769.8	TEAM	586.7
	ns2	1026.4	ns2	920.2	ns2	767.4	ns2	585.7
3	TEAM	1141.4	TEAM	1069.4	TEAM	812.8	TEAM	737.1
	ns2	1145.7	ns2	1072.6	ns2	814.1	ns2	738.4

TABLE IV
COMPARISON BETWEEN THE TOTAL GOODPUT (SEGMENTS/S) OBTAINED WITH THE TEAM SYSTEM AND ns2, FOR THE VARIOUS ALLOCATION METHODS AND THE VARIOUS TESTS

the calculations. The values of the coefficients p and β (0.16 and 0.6, respectively) have been chosen with the criterion of maintaining a fairness factor always higher than 0.8 in the three cases. Under these conditions, it can be noted that the *Range* strategy always exhibits a higher total goodput (anyway, this is not true in general).

We have considered a problem of cross-layer optimization in bandwidth assignment to TCP connections, traversing different links in a geostationary satellite network, characterized by

5. Conclusions

Fig. 7. Goodput per TCP class for the data in record #3 (class 10 is in outage for all strategies).

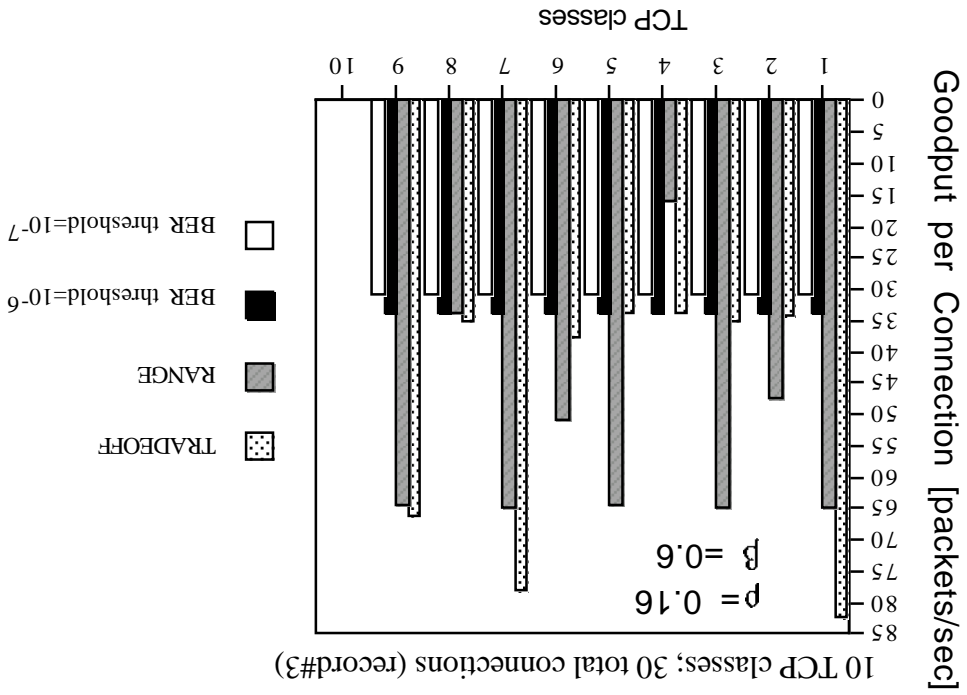
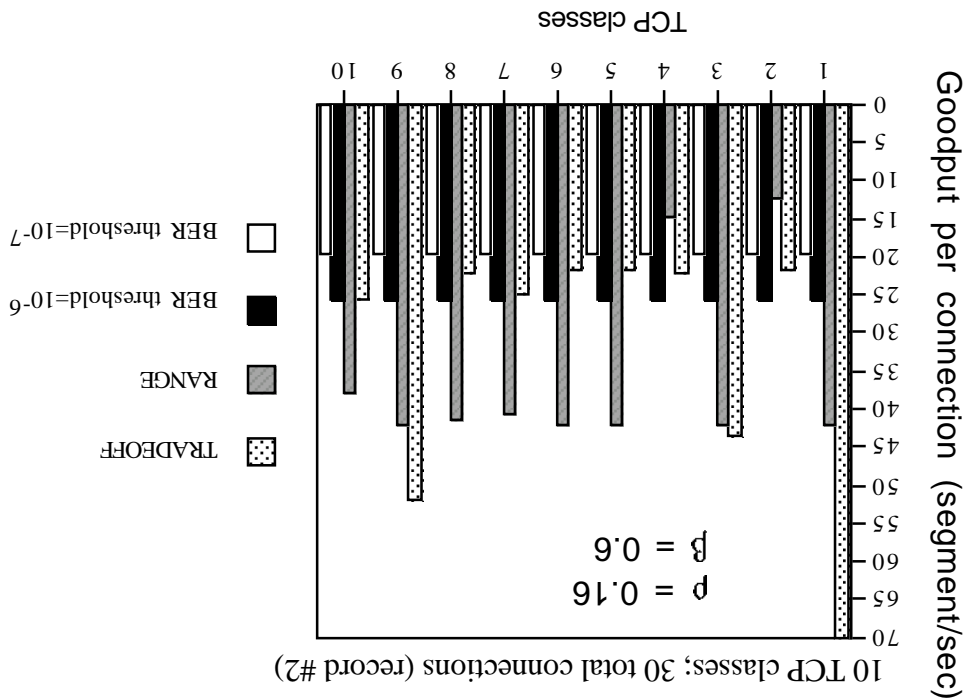


Fig. 6. Goodput per TCP class for the data in record #2.



differentiated levels of fading attenuation. On the basis of the observation that there exists a tradeoff between bandwidth and data redundancy (as determined by bit and coding rate adaptation, used as fade countermeasure at the physical layer) that influences TCP goodput, we have proposed optimization mechanisms that can be used to control the Quality of Service, in terms of goodput and fairness, of the TCP connections sharing the satellite bandwidth. The performance analysis of the methods proposed, conducted on a few specific cases with real data, by means of the modeling and optimization software developed for this purpose, has shown that relevant gains can be obtained with respect to fade countermeasures that only attempt to constrain the BER below a given threshold, and that a good range of flexibility can be attained in privileging the goals of goodput or fairness.

Further research is currently ongoing, to apply the proposed strategies in a dynamic environment, where fading levels and number of TCP connections in the system change over time in unpredictable fashion, as well as in traffic engineering for multiservice satellite networks.

References

- [1] M. Ajmone Marsan, M. Caretto, P. Giaccone, E. Leonardi, E. Schiattarella, A. Tarelio, "Using partial differential equations to model TCP mice and elephants in large IP networks", *Proc. IEEE Infocom 04*, Hong Kong, March 2004.
- [2] N. Celandroni, F. Potort, "Maximising single connection TCP goodput by trading bandwidth for BER", *Internat. J. Commun. Syst.*, vol. 16, no. 1, pp. 63-79, Feb. 2003.
- [3] N. Celandroni, E. Ferro, F. Potort, "Goodput optimisation of long-lived TCP connections in a faded satellite channel", to be presented at 59th *IEEE Vehic. Technol. Conf.*, Milan, Italy, May 2004.
- [4] S. Kota, M. Marchese, "Quality of Service for satellite IP networks: a survey", *Internat. J. Satell. Commun. Network.*, vol. 21, no. 4-5, pp. 303-348, July-Oct. 2003.
- [5] A. Jamali pour, M. Marchese, H.S. Cruickshank, J. Neale, S.N. Verma (Eds.), Special Issue on Broadband IP Networks via Satellites — Part I, *IEEE J. Select. Areas Commun.*, vol. 22, no. 2, Feb. 2004.
- [6] H. J. Chao, X. Guo, *Quality of Service Control in High-Speed Networks*, John Wiley & Sons, New York, NY, 2002.
- [7] F. Alagoz, D. Walters, A. Alrustomani, B. Vojcic, R. Pichholtz, "Adaptive rate control and QoS provisioning in direct broadcast satellite Networks," *Wireless Networks*, vol. 7, no. 3, pp. 269-281, 2001.

- [8] T. V. Lakshman, U. Madhow, "The performance of TCP/IP for networks with high bandwidth-delay products and random loss," *IEEE/ACM Trans. Networking*, Vol. 5, No. 3, June 1997, pp. 336-350.
- [9] The Network Simulator — ns2. Documentation and source code from the home page: <http://www.isi.edu/nsnam/ns>.
- [10] J. Padhye, V. Firoiu, D. F. Towsley, J. F. Kurose, "Modeling TCP Reno performance: a simple model and its empirical validation," *IEEE/ACM Trans. Networking*, vol. 8, pp. 133-145, 2000.
- [11] <http://wnet.isi.cnr.it/software/igep.html>.
- [12] "1401: K=7 rate 1/2 single-chip Viterbi decoder technical data sheet," Qualcomm, Inc., Sept. 1987.
- [13] J. G. Proakis, "Digital communications," McGraw Hill, New York, NY, 1995.
- [14] K. W. Ross, *Multiservice Loss Models for Broadband Telecommunication Networks*, Springer, London, UK, 1995.
- [15] N. Celandroni, F. Davoli, E. Ferro, "Static and dynamic resource allocation in a multiservice satellite network with fading," *Internat. J. Satell. Commun. Network*, vol. 21, no. 4-5, pp. 469-487, July-Oct. 2003.
- [16] <http://www.eutelsat.com/satellites/13ehb6.html>